



# GREATER WARANGAL MUNICIPAL CORPORATION

## BUDGET 2021 - 22

### HISTORY OF THE ULB

In the year 1899 the Warangal Municipality was constituted under the Local Cess Act. It was declared as Major Municipality in the year 1934. Later in the year 1959 it was declared as Special Grade Municipality. It was upgraded as Warangal Municipal Corporation in the year 1994 under the A.P. Municipal Corporations Act, 1994.

The Government vide G.O.M.S.No.99, M.A. & U.D. Department, Dated:19-03-2013 have issued orders for merger of surrounding 42 Villages in Warangal Municipal Corporation. And in the G.O.Ms.No.40, of MA & UD (C1) Department, dated:28-01-2015 the Warangal Municipal Corporation has been declared as Greater Warangal Municipal Corporation w.e.f.28-01-2015.

The area of the City has been increased form 110 Sq.kms to 407.71 Sq.kms.

### PHYSICAL DETAILS OF GREATER WARANGAL MUNICIPAL CORPORATION

- |                             |                             |
|-----------------------------|-----------------------------|
| • Area (In Sq.kms)          | 407.71                      |
| • Present Population        | 8,19,469 as per 2011 Census |
| • No. of Slums              | 183                         |
| • No. of Notified Slums     | 92                          |
| • No. of Non-notified Slums | 91                          |
| • No. of Circles            | 02                          |

The following (42) villages are merged in Greater Warangal Municipal Corporation

1.	THIMMAPUR	22.	BATTUPALLY
2.	ALIPUR	23.	CHINTAGATTU
3.	NAKKALAPELLY	24.	DEVANNAPETA
4.	DHARMARAM	25.	GUNDLASINGARAM
5.	DHUPAKUNTA	26.	HASANPARTHY
6.	SINGARAM	27.	KADIPIKONDA
7.	MAMOONUR	28.	KOMATIPALLY
8.	BOLLIKUNTA	29.	KOTHAPELLI HAVELLI
9.	GADAPELLY	30.	MUCHERLA
10.	POTHARAJUPELLY	31.	MUNIPALLY
11.	JOHNPAKA	32.	PEGADAPALLY
12.	ENUMAMULA	33.	THARALAPELLY
13.	PAIDIPELLY	34.	TEKULAGUDEM
14.	MOGILICHERLA	35.	UNIKICHERLA
15.	KOTHAPETA	36.	YELLAPUR
16.	AREPALLY	37.	BHEEMARAM
17.	VANGAPADU	38.	GOPALPUR
18.	VASANTHAPUR	39.	KUMMARIGUDEM
19.	GORREKUNTA	40.	MADIKONDA
20.	STAMBAMPALLY	41.	PALIVELPULA
21.	AYODYAPURAM	42.	RAMPUR

## **FUNCTIONS OF THE GREATER WARANGAL MUNICIPAL CORPORATION**

The following are the functions of Greater Warangal Municipal Corporation which are discharged by Head office and two Circle offices to provide the following civic services and infrastructure facilities to the inhabitants.

- Roads, Culverts etc.,
- Widening and improvements to roads and junctions
- Traffic and Transportation amenities
- Street lighting
- Markets
  
- Storm Water Drainage
- Parks and Play grounds
- Stadiums, Avenue and Tree plantation
- Town planning - Zoning and Building Regulations
- Slum improvement and Urban Community Development including formation of roads, drains, provision of street lighting & water supply etc.,
- Slaughter houses and Burial grounds
- Vital statistics including Registration of Birth and Death

## **INITIATION OF SEVERAL MUNICIPAL REFORMS IN RECENT YEARS**

Several Administrative and other reforms have been initiated by the Greater Warangal Municipal Corporation to achieve efficiency in the administration.

- Online payment of dues
- Online Registration of Birth and Death
- Instant issue of Birth and Death certificates
- Online Performance Tracking system
- Legal case Management System
- Introduction of DEABAS
- Monitoring of Solid Waste Management through SMS's
- GWMC services through AP online
- E-office
- Online payment of ESI and EPF for out sourcing workers / personnel
- Swachata App
- Introducing E-Challan

## **A W A R D S**

The following Prestigious Awards have been bagged by GWMC

- 2014 4<sup>th</sup> ICON SWM Award
- Energy Conservation Award
- Clean Earth Award
- Best Heritage City Award
- Best Sanitation Award
- Clean India 2013
- Green Leaf Award 2013
- Best Services Through MEESEVA
- e-INDIA Award 2013
- ISO-14001:2004 Certificate
- SCOCH Award for Excellence E-Governance.
- SCOCH Award Gold 2017 for ODF & FSM

## **BUDGETING AND ACCOUNTING SYSTEM**

### **BUDGET**

Budget per se is not statistical documentation of the receipts and expenditure of the entity but reflects the soul of the organization. It captures the vision of the organization and the direction it proposes to takes in realization of the vision.

### **VISION**

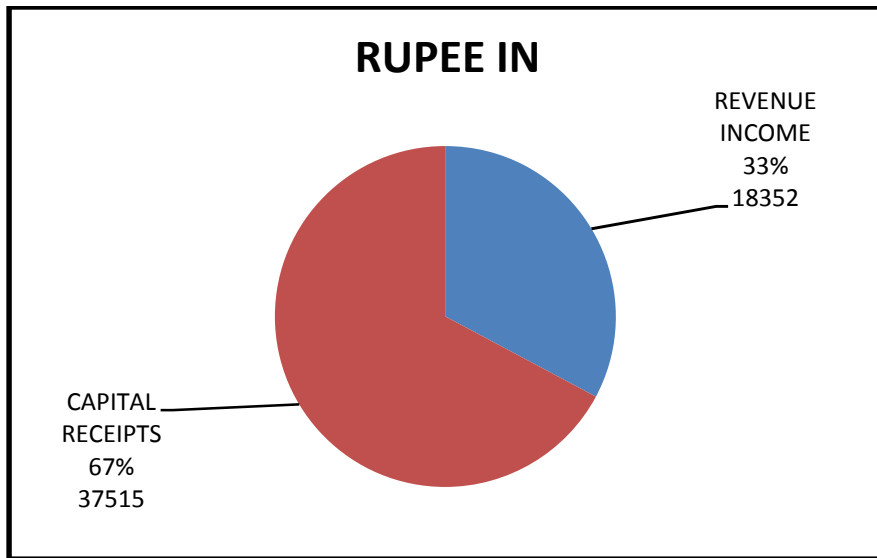
The GWMC enjoins to provide to all citizens quality civic infrastructural facilities viz- Sanitation, Roads, Strom Water drains, Street lighting, Parks and Play grounds; ensure balanced and organized development of the city; community participation / involvement in all developmental activities; focused attention towards the socio-economic empowerment of Urban Poor and Women; Strengthening Self Help Groups; Caring disadvantaged / challenged persons like, Physically challenged, Senior citizens, Orphans etc., and mobilize internal and external resources for realization of the above.

### **BUDGET ESTIMATES**

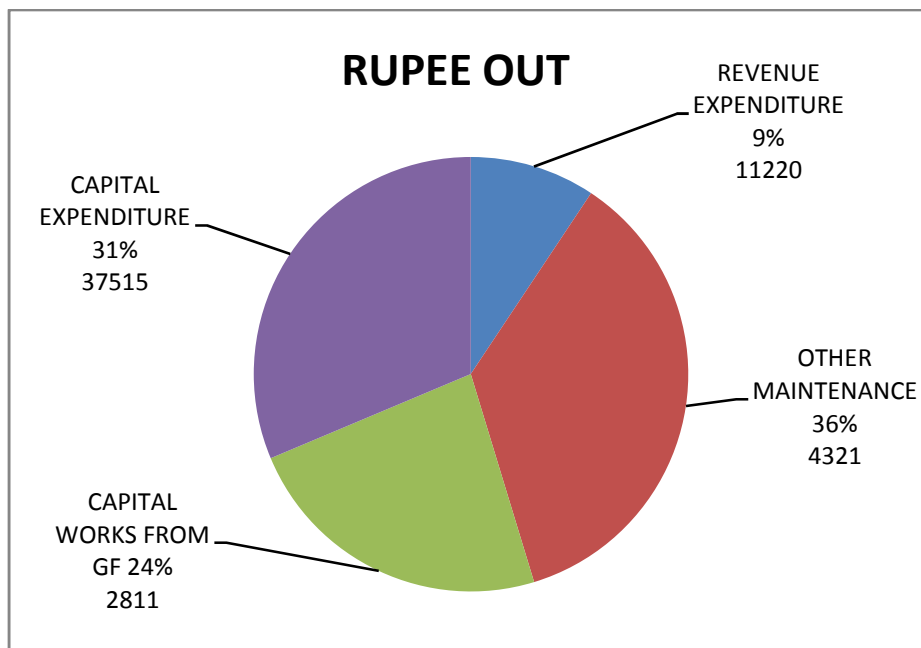
The Budget estimates containing anticipated Income and Expenditure of GWMC for the year 2021 - 22 along with the Revised Estimates for the Year 2020 - 21 and actuals for the financial year 2019 - 20 have been papered and placed before the Corporation through the Special Officer, GWMC. While preparing these estimates due care has been taken to provide all obligated charges and discharge of all liabilities in respect of loan and other commitments. Sufficient funds based on the realistic felt needs of the public in so far as providing infrastructure facilities and Capital works have been taken into account.

**BUDGET 2021- 22 AT A GLANCE**

The Total out lay of the Budget for the year 2021 - 22 is Rs.55977 in lakhs of which Revenue Income is Rs.18352 in lakhs Grants (Capital Receipts) Rs.37515 in lakhs.



The Total out lay of the Budget for the year 2021 - 22 is Rs.55977 in lakhs of which Charged Expenditure is Rs.11220 in lakhs Grants , Other maintenance Rs.4321.00, Capital Works from General Fund Rs.2811.00 & Capital Expenditure Rs.37515in lakhs.

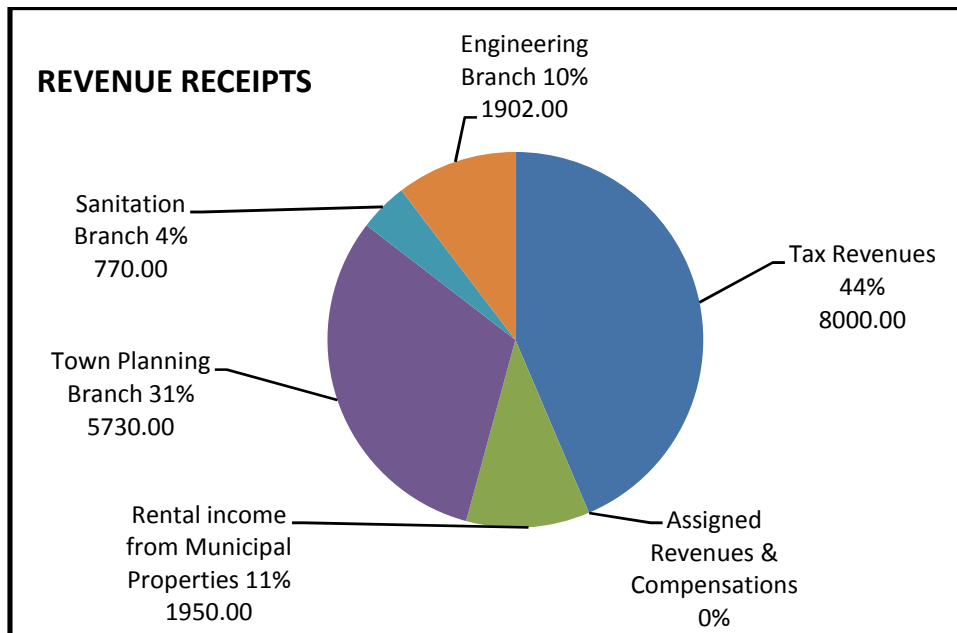


## REVENUE RECEIPTS

TABLE 1

Sl.No.	Head of Account	Budget Estimates 2021 - 22 Rs. In Lakhs
1	Tax Revenues	8000.00
2	Assigned Revenues & Compensations	0.00
3	Rental income from Municipal Properties	1950.00
4	Town Planning	5730.00
5	Sanitation	770.00
6	Engineering	1902.00
<b>TOTAL</b>		<b>18352.00</b>

Figure – 1

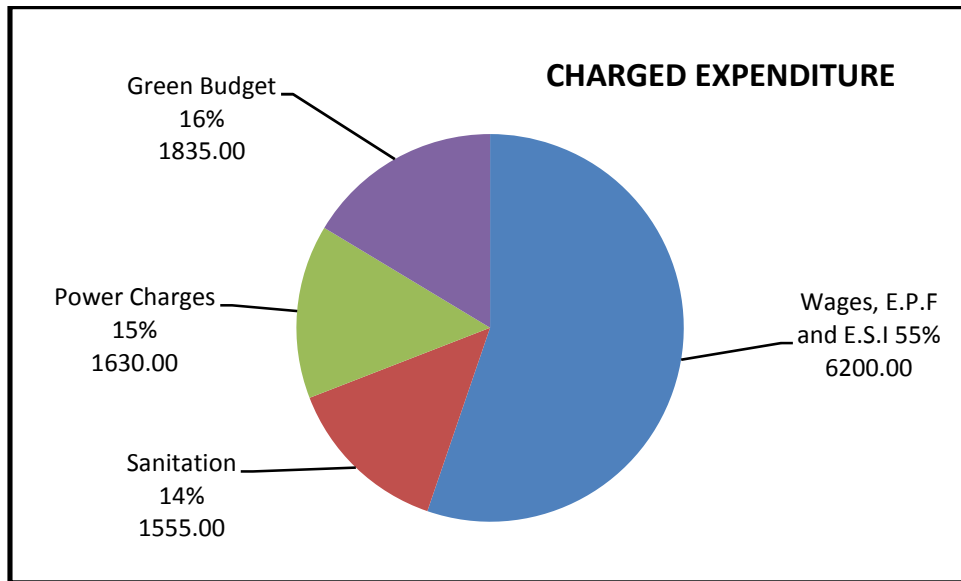


## CHARGED EXPENDITURE

TABLE 2

Sl.No.	Head of Account	Budget Estimates 2021 - 22 Rs. In Lakhs
1.	Wages, E.P.F and E.S.I	6200.00
2.	Sanitation	1555.00
3.	Power Charges	1630.00
4.	Green Budget 10%	1835.00
<b>TOTAL</b>		<b>11220.00</b>

Figure – 2

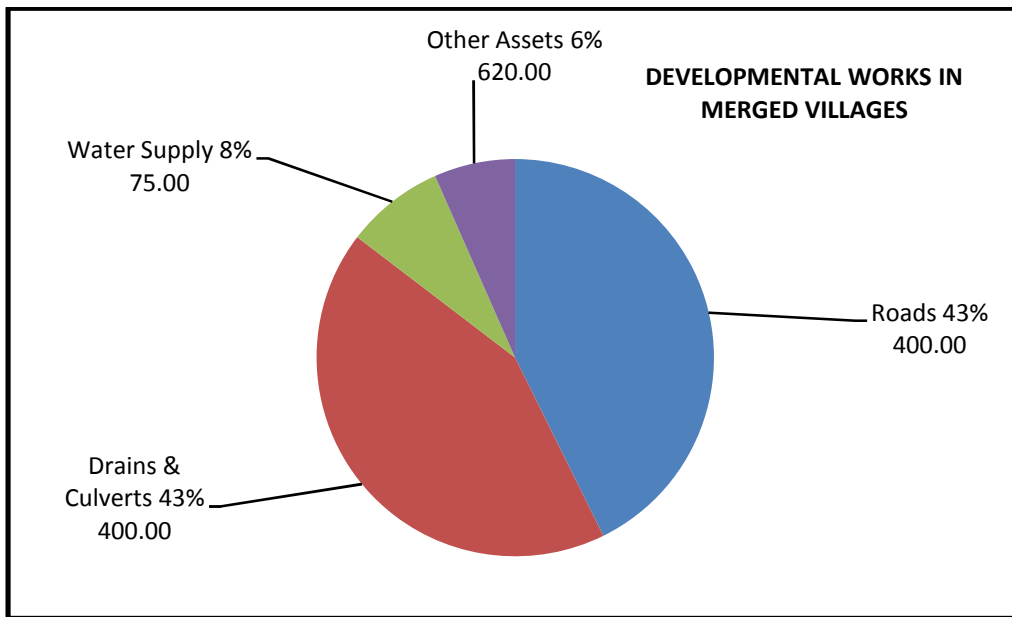


**BUDGET FOR UNDER DEVELOPMENT AREAS INFRASTRUCTURE WORKS IN MERGED VILLAGES**

**TABLE 3**

Sl.No.	Head of Account	Budget Estimate 2021 - 22 Rs. In Lakhs
1	Roads	400.00
2	Drains & Culverts	400.00
3	Water Supply	75.00
4	Other Assets	62.00
<b>TOTAL</b>		<b>937.00</b>

**Figure – 3**



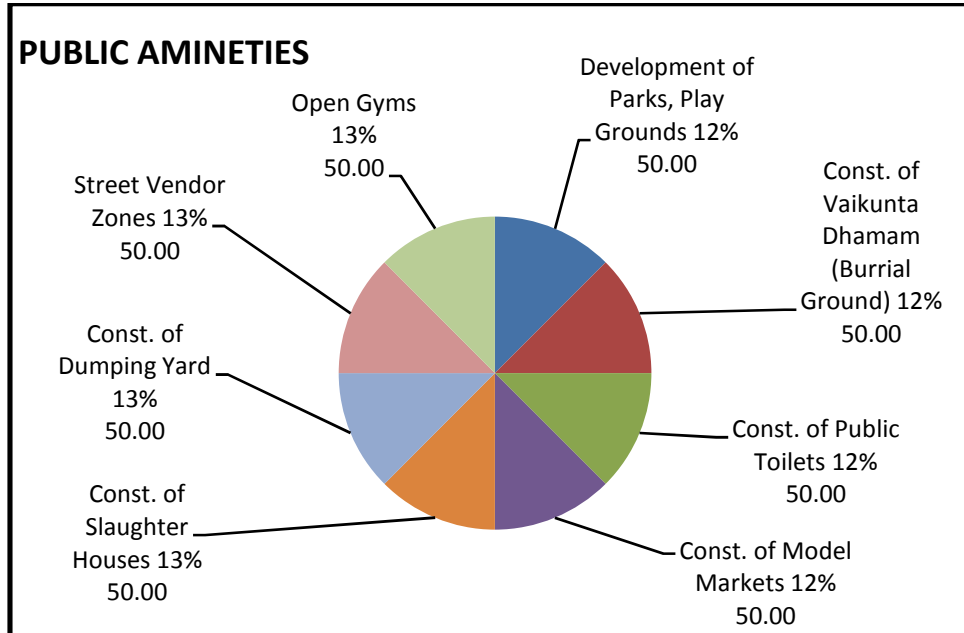


## BUDGET FOR PUBLIC AMINETIES

TABLE 4

Sl.No.	Head of Account	Budget Estimate 2021 - 22 Rs. In Lakhs
1	Development of Parks, Play Grounds	50.00
2	Const. of Vaikunta Dhamam (Burrial Ground)	50.00
3	Const. of Public Toilets	50.00
4	Const. of Model Markets (Vegetable & Meet Markets)	50.00
5	Const. of Slaughter Houses	50.00
6	Const. of Dumping Yard	50.00
7.	Street Vendor Zones	50.00
8.	Open Gyms	50.00
<b>TOTAL</b>		<b>400.00</b>

Figure – 4

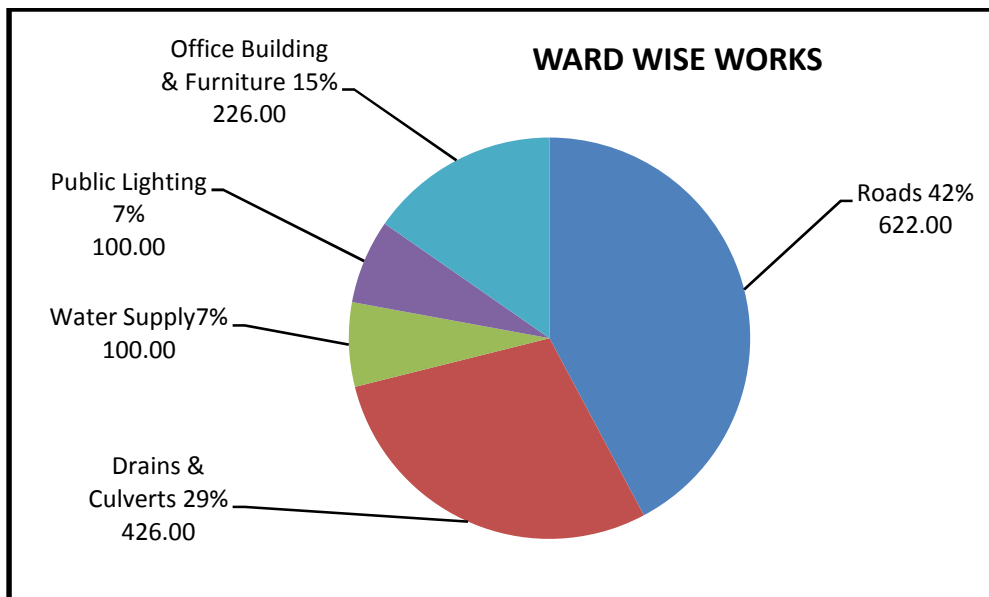


## BUDGET FOR WARD WISE WORKS

TABLE 5

Sl.No.	Head of Account	Budget Estimate 2021 - 22 Rs. In Lakhs
1	Roads	622.00
2	Drains & Culverts	426.00
3	Water Supply	100.00
4	Public Lighting	100.00
5	Office Building & Furniture	226.00
<b>TOTAL</b>		<b>1474.00</b>

Figure – 5

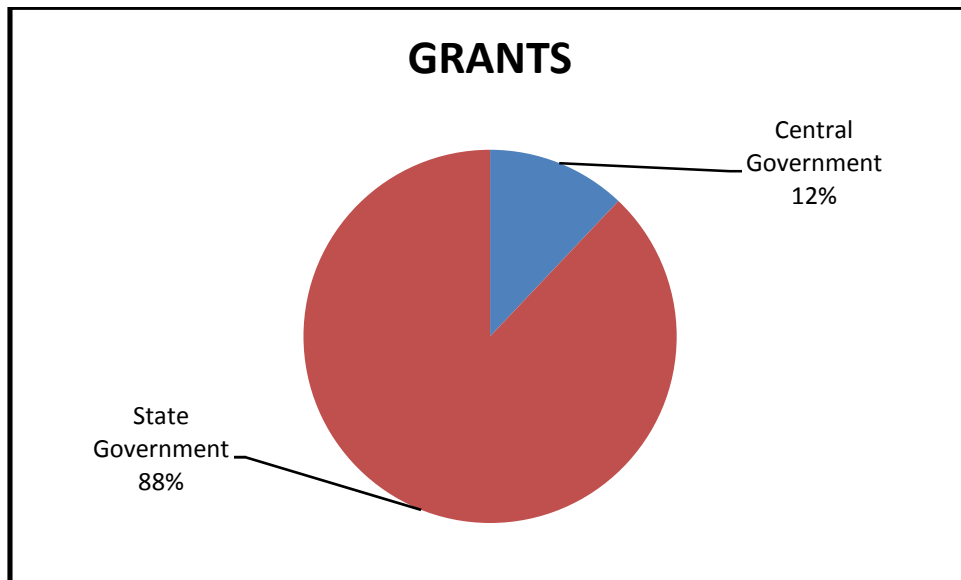


## GRANTS

TABLE 6

Sl.No.	Head of Account	Budget Estimate 2021 - 22 Rs. In Lakhs
1	Grants from Central Government	4525.00
2	State Government	32990.00
<b>TOTAL</b>		<b>37515.00</b>

Figure – 6



**GREATER WARANGAL MUNICIPAL CORPORATION**  
**DETAILED HIGHLIGHTS OF BUDGET ESTIMATES FOR 2021-22**

**I - MUNICIPAL FUND / OWN INCOME RESOURCES BUDGET**

Municipal Fund / Own Income Resources	Amount (In Lakhs)	%	Expenditure from Municipal Fund	Amount (In Lakhs)	18352	%
1) Taxes	8000	43.59	<b>A) Charged Provision</b>			
(Private & Govt. Property Taxes)			1) Salary, Wages, EPF & ESI	6200		33.78
			2) Sanitation	1555		8.47
2) Assigned Revenue	0	0.00	3) Power Charges	1630		8.88
(Stamp Duty)			4) Loan Repayment	0		0.00
3) Rental Income & Fees	1950	10.63	5) Green Budget - 10%	1835		
(Rents, Mutations & Certificate Fee)			<b>Total - (A)</b>	<b>11220</b>	<b>11220</b>	61.14
			<b>B) Other Maintenance</b>			
4) Sanitation	770	4.20	6) Engineering	2346		12.78
(Trade License & Other Receipts from Sanitation Services)			7) Administration	1585		8.64
			8) Town Planning	290		1.58
			9) Disaster Response Force	100		0.54
5) Town Planning	5730	31.22	<b>Total - (B)</b>	<b>4321</b>	<b>4321</b>	23.55
(Building Permissions, LRS & Other Receipts from Town Planning Services)			Balance Budget / Revenue Surplus		2811	
			<b>C) Budget for Under Developed Areas (1/3 of Balance Budget after Charged Provision-A &amp; B)</b>			
6) Engineering	1902	10.36	Infrastructure works in Merged Villages, Slums & Areas of Weaker sections & Minority	937	937	5.11
(Water Supply & Other Receipts from Engineering Services)			Balance Budget		1874	
			<b>D) Budget for Public Amenities</b>			
			1) Development of Parks, Play grounds & Open Spaces	50		0.27
			2) Construction of Vaikuntadamams & Burial Grounds	50		0.27
			3) Construction of Public Toilets	50		0.27
			4) Construction of Integrated Veg & Non-Veg Model Markets for every 50000 Population	50		0.27
			5) Construction of Slaughter Houses	50		0.27
			6) Scientific Management of Dumping yards & Solid & Liquid Management	50		0.27
			7) Street Vendor Zones	50		
			8) Open Gyms	50		
			<b>Total - (D)</b>	<b>400</b>	<b>400</b>	2.18

			Balance Budget		1474	
			E) Ward Wise Works	1474	1474	8.03
			Balance Budget		0.00	
<b>Total Budget from Municipal Fund</b>	<b>18352</b>	<b>100.00</b>	<b>Total Budget from Municipal Fund</b>		<b>18352</b>	<b>100.00</b>

## I I - GRANTS BUDGET

Grant Income Resources (CPF)	Amount (In Lakhs)	Expenditure from Grants	Amount (In Lakhs)
Non Plan Grants (15th FC & Pattana Pragathi)	<b>9000</b>	Non Plan Grants	<b>9000</b>
Plan Grants (SCSP, TSP, SBM, CMA & Minority)	<b>27530</b>	Plan Grants	<b>27530</b>
Other Grants (CDP, SDF & MPLADS)	<b>985</b>	Other Grants	<b>985</b>
<b>Total Budget from Grants</b>	<b>37515</b>	<b>Total Budget from Grants</b>	<b>37515</b>
Deposits & Advances	<b>110</b>	Deposits & Advances	<b>110</b>
<b>Total Budget</b>	<b>55977</b>	<b>Total Budget</b>	<b>55977</b>

COMMISSIONER  
G.W.M.C.- WARANGAL

SPECIAL OFFICER, G.W.M.C &  
DIST. MAGESTRIATE & OLLECTOR  
WARANGAL URBAN.

COUNCEL PRIYAMBLE

## ABSTRACT PARTICULARS OF INCOME

(Rs. In Lakhs)

Sl.No	Income Head	Actual Income for the F.Y. 2019-20	Budget Estimations for the F.Y. 2020-21	Actual Income as on 31-01-2021	Revised Budget Estimations for the F.Y.2020-21	Budget Estimations for the F.Y. 2021-22
<b>Municipal own Revenue</b>						
	<b>A. Tax Resources</b>					
1	Taxes	6703.94	9450.00	4616.12	7800.00	8000.00
2	Assigned Revenues	756.33	2800.00	0.00	2800.00	0.00
	<b>Total (1+2)</b>	<b>7460.27</b>	<b>12250.00</b>	<b>4616.12</b>	<b>10600.00</b>	<b>8000.00</b>
	<b>B. Non Taxes Resources</b>					
1	Remunerative Enterprises/Rental Income	869.88	1270.00	806.80	1296.00	1950.00
2	Public health/Sanitation section	589.94	570.00	385.84	627.00	770.00
3	Town Planning section	5440.88	4255.00	2939.06	5255.00	5730.00
4	Engineering Section	1379.59	2100.00	932.39	2031.00	1902.00
	<b>Total (1+2+3+4)</b>	<b>8280.29</b>	<b>8195.00</b>	<b>5064.09</b>	<b>9209.00</b>	<b>10352.00</b>
	<b>Grand Total (A+B)</b>	<b>15740.56</b>	<b>20445.00</b>	<b>9680.21</b>	<b>19809.00</b>	<b>18352.00</b>
	<b>C. Deposits, Advances &amp; Loans</b>	<b>83.55</b>	<b>250.00</b>	<b>69.63</b>	<b>100.00</b>	<b>110.00</b>
<b>Capital project Funds</b>						
	<b>D. Grants</b>					
	i. Non Plan Grants	762.00	4500.00	10416.92	11512.00	9000.00
	ii. Plan Grants	5009.96	4750.00	109.67	8030.75	27530.00
	iii. Other Grants	714.32	561.00	364.60	631.00	985.00
	<b>Total (i+ii+iii)</b>	<b>6486.28</b>	<b>9811.00</b>	<b>10891.19</b>	<b>20173.75</b>	<b>37515.00</b>
	<b>Grand Total (MGF and CPF)</b>	<b>22310.39</b>	<b>30506.00</b>	<b>20641.03</b>	<b>40082.75</b>	<b>55977.00</b>

## ABSTRACT PARTICULARS OF EXPENDITURE

Rs.In Lakhs

Sl.No	Expenditure Head	Actual Expenditure for the F. Y. 2019-20	Budget Estimations for the F. Y. 2020-21	Actual Expenditure as on 31-01-2021	Revised Budget Estimations for the F. Y. 2020-21	Budget Estimations for the F. Y. 2021-22
<b>I. Municipal Revenue - Charges / Maintenance Expenditure</b>						
<b>A. Charged Expenditure</b>						
1	Wages and Salaries	5095.50	6400.00	3453.16	5700.00	6200.00
2	Sanitation Maintenance Expenditure	1191.23	1610.00	1120.08	2060.00	1555.00
3	Power Charges	1994.8	2400.00	1527.02	2370.00	1630.00
4	Loan repayments	0.00	0.00	0	0.00	0.00
5	Green Budget Expenditure (10%)	30.33	2045.00	325.48	485.00	1835.00
	<b>Total (1+2+3+4+5)</b>	<b>8311.86</b>	<b>12455.00</b>	<b>6425.74</b>	<b>10615.00</b>	<b>11220.00</b>
<b>B. Other Maintenance Expenditure</b>						
1	Engineering Section / All Maintenance Expenditure	1698.99	2625.00	1314.55	3125.00	2446.00
2	General Administration Expenditure	1163.89	1216.00	734.25	1690.00	1585.00
3	Town Planning Expenditure	58.36	1110.00	2765.64	2925.00	290.00
	<b>Total (1+2+3)</b>	<b>2921.24</b>	<b>4951.00</b>	<b>4814.44</b>	<b>7740.00</b>	<b>4321.00</b>
<b>II. Municipal Revenue - Capital Expenditure</b>						
<b>C.</b>	1/3rd of the Balance Budget Expenditure	0.00	1013.00	819.00	1613.00	937.00
<b>D.</b>	Public amenities Expenditure	42.52	750.5	20.17	850.00	400.00
<b>E.</b>	Ward Wise Work Expenditure	1945.41	1275.5	993.43	4459.00	1474.00
	<b>Total (C+D+E)</b>	<b>1987.93</b>	<b>3039.00</b>	<b>1832.60</b>	<b>6922.00</b>	<b>2811.00</b>
	<b>Grand Total (MGF - Charged, Maintenance &amp; Capital)</b>	<b>13221.03</b>	<b>20445.00</b>	<b>13072.78</b>	<b>25277.00</b>	<b>18352.00</b>
<b>III. Deposits and Loans</b>						
<b>F.</b>	Deposits and Loans	191.49	250.00	380.83	400.00	110.00
	<b>Total</b>	<b>191.49</b>	<b>250.00</b>	<b>380.83</b>	<b>400.00</b>	<b>110.00</b>



**IV. Capital project Funds**

	<b>i. Non Plan Grants</b>	6505.16	4500.00	15857.00	16500.00	9000.00
	<b>ii. Plan Grants</b>	2075.63	4750.00	7485.28	18030.75	27530.00
	<b>iii.Other Grants</b>	152.28	561.00	324.6	480.00	985.00
	<b>Total (i+ii+iii)</b>	<b>8733.07</b>	<b>9811.00</b>	<b>23666.88</b>	<b>35010.75</b>	<b>37515.00</b>
	<b>Grand Total (I+II+III+IV)</b>	<b>22145.59</b>	<b>30506.00</b>	<b>37120.49</b>	<b>60687.75</b>	<b>55977.00</b>

## DETAILED INCOME PARTICULARS

(Rs.in lakhs)

Sl. No	Account Code	Head of Account	Actual Income for the F.Y. 2019-20	Budget Estimations for the F.Y. 2020-21	Actual Income as on 31-01-2021	Revised Budget Estimations for the F.Y. 2020-21	Budget Estimations for the F.Y. 2021-22
<b>A) TAX RESOURCES (Municipal General Fund)</b>							
<b>i) Property Tax</b>							
1	110-01-01	Properties - Property Tax	6444.28	8000.00	4534.08	7000.00	7000.00
2	110-01-03	Property Tax on State Government Properties	149.80	300.00	0.00	100.00	200.00
3	110-01-04	Property Tax on State Government Undertaking Properties	29.57	500.00	0.00	100.00	200.00
4	110-01-05	Property Tax on Central Government Properties/ Undertaking Properties	13.97	100.00	0.00	100.00	100.00
5	110-01-02	Vacant Land Tax on Private & Government	21.21	400.00	22.51	400.00	400.00
6	110-11-11	Other Taxes	45.11	150.00	59.53	100.00	100.00
<b>Total (i) :</b>			<b>6703.94</b>	<b>9450.00</b>	<b>4616.12</b>	<b>7800.00</b>	<b>8000.00</b>
<b>ii) Assigned Revenues</b>							
7	120-10-01	Surcharge on Stamp Duty for Transfer of Immovable Properties (Stamp Duty / Transfer duty )	756.33	2800.00	0.00	2800.00	0.00
<b>Total (ii):</b>			<b>756.33</b>	<b>2800.00</b>	<b>0.00</b>	<b>2800.00</b>	<b>0.00</b>
<b>A) Total Taxes (i+ii)</b>			<b>7460.27</b>	<b>12250.00</b>	<b>4616.12</b>	<b>10600.00</b>	<b>8000.00</b>
<b>B) NON -TAX RESOURCES (Municipal General Fund)</b>							
<b>i) Remunerative Enterprises / Rental Income - Non Taxes</b>							
8	130-10-01	Rental Income from Markets ( Thai Bazar Fee, Including Sheeps market)	0.32	20.00	0.02	10.00	10.00
9	130-10-03	Rental Income from Function / Community Halls /Town Hall Rents	0.00	10.00	0.00	10.00	10.00
11	130-10-15	Rental Income from Shopping Complexes/ Municipal Shops/ IDSMT Shops (Including service charges )	68.14	250.00	22.21	250.00	200.00
12	140-13-01	Certificate Fees	39.85	55.00	25.90	35.00	35.00
13	140-40-09	Mutation fee	553.32	600.00	650.62	700.00	700.00
14	171-80-01	Late fee/Penalties	0.00	75.00	0.00	75.00	1.00
15	140-70-02	Library Cess Collection Administrative Charges	0.00	0.00	0.00	0.00	778.00

16	110-11-01	Advertisement Fees	45.11	0.00	0.00	0.00	0.00
17	130-80-00	Other Rents/ Fees	63.07	9.00	29.49	60.00	60.00
18	171-10-01	Interest from Saving Bank Accounts	46.09	120.00	29.73	60.00	60.00
19	150-10-03	Annapurna Programme Receipts	51.88	85.00	43.13	85.00	85.00
20	180-40-04	Recovery of Cell Phone Charges	0.00	1.00	0.02	1.00	1.00
21	180-80-06	Other Income Un- Classified	2.10	45.00	5.68	10.00	10.00
<b>Total (i):</b>			<b>869.88</b>	<b>1270.00</b>	<b>806.80</b>	<b>1296.00</b>	<b>1950.00</b>

**ii) Public Health / Sanitation Section - Non Taxes**

22	140-11-01	Trade Licence Fee	317.31	420.00	233.80	420.00	500.00
23	140-11-04	Slaughter House fee	11.34	15.00	1.60	5.00	10.00
24	140-13-02	Birth& Death Certificate fee	1.45	20.00		10.00	10.00
25	140-50-05	Garbage Collection Charges	12.12	50.00	6.92	10.00	20.00
26	150-10-10	Sale of Compost	0.00	0.00	0.00	2.00	10.00
27	140-50-31	Other User Charges (Miss.Fee)	0.00	65.00	16.59	30.00	20.00
28	140-20-05	Other Penalties And Fines (Plastic Use Penalty & Other Penalties	247.72	0.00	126.93	150.00	150.00
29	140-20-05	Collection & Demolition Waste Management fees.	0.00	0.00	0.00	0.00	50.00
<b>Total (ii)</b>			<b>589.94</b>	<b>570.00</b>	<b>385.84</b>	<b>627.00</b>	<b>770.00</b>

**iii) Town Planning Section - Non Taxes**

30	140-12-02	Building Permission Fee (Developmental Charges, Betterment Charges, Other fees /charges) or TS - bPASS	5322.75	4000.00	2937.30	5000.00	5500.00
31	140-12-01	Layout/ Sub-division fees	0.00	25.00	0.00	25.00	0.00
32	140-11-06	Encroachment Fee	3.98	20.00	0.42	20.00	20.00
33	140-14-10	Other Town Planning Receipts	114.15	210.00	1.34	210.00	210.00
<b>Total(iii)</b>			<b>5440.88</b>	<b>4255.00</b>	<b>2939.06</b>	<b>5255.00</b>	<b>5730.00</b>

**iv) Engineering Section -Non Taxes**

34	140-70-01	Road Cutting & Restoration Charges	0.01	50.00	0.00	20.00	20.00
35	150-11-01	Sale of Tender Schedules	0.53	1.00	0.02	1.00	1.00
36	150-12-01	Sale of Scrap	0.00	13.00	0.00	13.00	10.00

37	140-20-02	Penalties and Fines	0.80	5.00	0.10	1.00	1.00
38	140-50-13	Water Supply user Charges on Private/Govt. Properties	1308.24	1850.00	897.37	1850.00	1800.00
39	140-40-06	Connection / Disconnection charges (Unauthorised Tap Connection Charges)	38.03	70.00	3.51	10.00	10.00
40	140-70-12	Water Supply - Regularisation of tap connection fee	0.00	5.00	21.09	30.00	30.00
41	140-50-15	Water Tanker User Charges	0.87	10.00	0.11	10.00	5.00
42	140-70-11	Water Supply Donations	31.11	50.00	0.00	50.00	0.00
43	140-50-16	Water Meter Charges	0.00	30.00	10.19	30.00	20.00
44	140-12-06	Other Fees and user charges	0.00	16.00	0.00	16.00	5.00
<b>Total</b>			<b>1379.59</b>	<b>2100.00</b>	<b>932.39</b>	<b>2031.00</b>	<b>1902.00</b>
<b>B) Non Taxes Total (i+ii+iii+iv)</b>			<b>8280.29</b>	<b>8195.00</b>	<b>5064.09</b>	<b>9209.00</b>	<b>10352.00</b>
<b>Grand Total Taxes, Assigned Revenues &amp; Non Taxes (A+B)</b>			<b>15740.56</b>	<b>20445.00</b>	<b>9680.21</b>	<b>19809.00</b>	<b>18352.00</b>

#### C) Deposits, Advances & Loans

	<b>Deposits</b>						
45	340-10-01	Ernest Money Deposit (EMD)	83.55	100.00	69.63	100.00	110.00
46	340-10-05	Others (ASD, etc..)	0.00	150.00	0.00	0.00	0.00
<b>Total</b>			<b>83.55</b>	<b>250.00</b>	<b>69.63</b>	<b>100.00</b>	<b>110.00</b>

#### D) CAPITAL PROJECT FUND (CPF)

<b>i) Non-Plan Grants</b>							
47	320-10-09	Assistance to Municipalities /Corporations for Maintenance of Roads & Drains	0.00	0.00	2500.00	2500.00	0.00
48	320-10-13	15th Finance Commission	0.00	4500.00	4246.92	4500.00	4500.00
49	320-20-05	State Matching Grant- under Pattana Pragathi	762.00	0.00	3670.00	4512.00	4500.00
<b>Total(i):</b>			<b>762.00</b>	<b>4500.00</b>	<b>10416.92</b>	<b>11512.00</b>	<b>9000.00</b>

<b>ii) Plan Grants</b>							
50	320-20-02	State Finance Commission, SFC (Assistance to Municipalities under State Finance Commission)	0.00	4500.00	0.00	4500.00	25000.00
51	320-20-35	Assistance to Municipal Corporations for Development works -SCSP	3305.00	100.00	0.00	3305.00	1400.00
52	320-20-36	Assistance to Municipal Corporations for Development works -TSP	0.00	100.00	0.00	100.00	1000.00
53	320-20-23	Swachh Bharat - Swachh Telangana (General)	0.00	50.00	83.92	100.00	100.00
54	3202034	State CM Assurancy Grant.	1704.96	0.00	0.00	0.00	0.00
55	320-30-02	Others State Government Agencies Grants (Specify) MINORITY	0.00	0.00	25.75	25.75	30.00
<b>Total(ii):</b>			<b>5009.96</b>	<b>4750.00</b>	<b>109.67</b>	<b>8030.75</b>	<b>27530.00</b>
<b>iii) Other Grants</b>							
56	320-20-03	MP Local Area Development Grants	0.00	50.00	4.47	20.00	25.00
57	320-20-04	Assembly Constituency Development Programme (MLA /ACDP/MLC )	189.42	300.00	133.82	200.00	500.00
58	320-20-09	MEPMA Grants	0.00	20.00	0.00	20.00	20.00
59	320-20-41	Crusial Balancing Fund (CBF)	0.00	50.00	0.00	50.00	10.00
60	320-20-45	Revenue Grant for Maintenance purpose	0.00	20.00	0.00	20.00	0.00
61	320-20-43	Election Grants	0.00	100.00	40.00	100.00	200.00
62	320-20-44	Census Grant	0.00	21.00	0.00	21.00	30.00
63	320-10-11	Others Grants.(SDF)	524.90	0.00	186.31	200.00	200.00
<b>Total (iii):</b>			<b>714.32</b>	<b>561.00</b>	<b>364.60</b>	<b>631.00</b>	<b>985.00</b>
<b>Capital Grand Total: (i+ii+iii)</b>			<b>6486.28</b>	<b>9811.00</b>	<b>10891.19</b>	<b>20173.75</b>	<b>37515.00</b>
<b>Taxes, Assigned Revenue, Non Taxes, Deposit &amp; Loans and Capital Fund Total (A+B+C+D)</b>			<b>22310.39</b>	<b>30506.00</b>	<b>20641.03</b>	<b>40082.75</b>	<b>55977.00</b>

COMMISSIONER  
G.W.M.C., WARANGAL.

SPECIAL OFFICER, G.W.M.C, &  
DIST. MAGESTRIATE & COLLECTOR,  
WGL URBAN.

**DETAILED EXPENDITURE PARTICULARS**

(Rs.in lakhs)

Sl. No	Account Code	Particulars	Actual Expenditure for the F. Y. 2019-20	Budget Estimations for the F.Y. 2020-21	Actual Expenditure as on 31-01-2021	Revised Budget Estimations for the F.Y. 2020-21	Budget Estimations for the F.Y. 2021-22
<b>I) Municipal General Fund (MGF)</b>							
<b>A) Charged Expenditure</b>							
<b>1. Wages &amp; Salary</b>							
1	210-10-11	Wages to workers of SWG and other out sourcing workers Including EPF & ESI	5095.50	6400.00	3453.16	5700.00	6200.00
<b>Total</b>			<b>5095.50</b>	<b>6400.00</b>	<b>3453.16</b>	<b>5700.00</b>	<b>6200.00</b>
<b>2.Sanitation Maintenance Expenditure</b>							
2	230-20-01	Purchase of Sanitation Conservancy material	52.09	70.00	59.28	75.00	75.00
3	230-20-02	Purchase of Lime, Chemicals & Bleaching Powder etc	0.00	100.00	50.40	100.00	100.00
4	230-20-03	Fogging/ Anti- malaria expenses	15.79	40.00	5.39	40.00	30.00
5	230-30-05	Livery for PH Staff (Cheppals & Oil, Soaps Uniforms etc )	1.62	70.00	39.48	75.00	50.00
6	230-10-04	Fuel - Deisel / Petrol / CNG / Lubricant oils for Vehicles	483.48	350.00	300.00	600.00	350.00
7	230-80-11	Expenses on Unclaimed Dead Bodies	0.00	5.00	0.34	0.00	10.00
8	230-80-16	Maintenance of Market & Slaughter house	0.00	0.00	0.00	0.00	10.00
9	220-40-02	Insurance to vehicles	0.00	20.00	19.84	150.00	50.00
10	410-50-13	Purchases of Vehicle, tools, and Instruments for Sanitation Purpose	0.00	300.00	2.21	10.00	10.00
11	230-50-15	Repairs & Maintenance of Compost Yard	4.20	0.00	0.00	10.00	0.00
12	230-80-15	Maintenance of Compost Yards / Transfer Stations	32.03	0.00	0.00	0.00	0.00
13	230-53-01	Repairs to Vehicles	77.17	0.00	0.00	120.00	50.00
14	230-80-12	Control of Stray Animals (Dogs,Pigs & Monkeys)	79.80	100.00	24.78	70.00	100.00
15	230-80-14	Special Sanitation For Fairs & Festivals	24.89	80.00	66.53	80.00	100.00

16	230-80-21	Others (Sanitation Expenses)	20.17	105.00	266.83	350.00	300.00
17	250-40-01	Swachh Survekshan (Driver Cum Owner Scheme)	120.00	150.00	65.00	150.00	120.00
18	230-40-04	Hiring of Sanitation Vehicles (JCB /Dozer/ Water Tanker /Other Vehicles)	279.99	220.00	150.00	200.00	200.00
		<b>Total</b>	<b>1191.23</b>	<b>1610.00</b>	<b>1120.08</b>	<b>2060.00</b>	<b>1555.00</b>
	<b>3.Power Charges</b>						
19	220-11-01	Office Electricity Charges	0.00	100.00	0.00	50.00	100.00
20	230-10-01	Power Charges for Street Lighting	1299.62	1300.00	934.82	1600.00	900.00
21	230-10-02	Power Charges for Water Pumping (Power Bores)	640.17	700.00	590.27	700.00	600.00
22	230-10-03	Other Power charges	55.01	300.00	1.93	20.00	30.00
		<b>Total</b>	<b>1994.80</b>	<b>2400.00</b>	<b>1527.02</b>	<b>2370.00</b>	<b>1630.00</b>
	<b>4.Loan Re-payments</b>						
23	350-12-08	Interest on Municipal Bonds	0.00	0.00	0.00	0.00	0.00
24	350-12-07	Interest on TUFIDC Ltd Loans	0.00	0.00	0.00	0.00	0.00
25		Repayment of Principal Amount on Loans (TUFIDC, LIC, HUDCO etc..)	0.00	0.00	0.00	0.00	0.00
26		Annuity Payments to EESL	0.00	0.00	0.00	0.00	0.00
27		Annuity Payments to other Projects	0.00	0.00	0.00	0.00	0.00
28	350-12-06	Interest on Other Loans	0.00	0.00	0.00	0.00	0.00
		<b>Total</b>	<b>0.00</b>	<b>0.00</b>	<b>0.00</b>	<b>0.00</b>	<b>0.00</b>
	<b>5.Green Budget Expenditure ( 10% on Taxes &amp; Non Taxes &amp; Assigned Revenues &amp; 10 % State Matching Grants &amp; 10% of 15th FC Untied Grants )</b>						1835
29	230-51-07	Raising of Nurseries	26.77	150.00	20.05	50.00	200.00
30	230-51-13	Plantations - Avenues, Tree Parks / Block plantation / Rasi Vanam / Medicinal Tree Parks / Childrens Parks / Vykunta Dhanam /Smruthi vanam / Institutions/ Dump yard / Tank bund / Lake Beautification etc	0.00	700.00	83.60	70.00	542.70
31	230-51-12	Purchase and maintenance of Tree Guards	0.00	125.00	22.65	50.00	100.00
32	230-51-14	Procurement of Seeds and Sapplings	0.00	100.00	2.19	10.00	30.00

33	230-20-04	Purchases of farm yard manure /fertilisers/red soil/ Pesticides etc.	0.00	50.00	4.75	10.00	20.00
34	230-51-15	Fencing to Parks and open spaces	0.00	50.00	3.33	10.00	100.00
35	410-10-04	Purchase of Water Tanker/ Garden Tools/Machinery	0.00	200.00	0.00	100.00	200.00
36	230-80-24	Annual maintenance charges	0.00	70.00	15.37	20.00	100.00
37	220-80-05	Transportation Charges	0.00	100.00	6.12	10.00	10.00
38	230-40-03	Hiring of JCB /Dozer/ Water Tanker /Other Vehicles	0.00	150.00	37.67	50.00	70.30
39	250-20-15	IEC for Haritha haram	0.00	50.00	12.34	10.00	30.00
40	250-20-03	Trainings/ Capacity building/Exposure Visits	3.56	50.00	1.37	5.00	22.00
41	230-51-16	Development and Maintenance of Parks / Junctions (including Drilling of Bore wells / Electricity / Formation of Pathways / Watch and ward sheds / Toilets etc )	0.00	150.00	39.36	10.00	300.00
42	250-20-14	Green Awards	0.00	50.00	0.00	5.00	10.00
43	220-80-21	Other Charged expenses	0.00	50.00	76.68	75.00	100.00
		<b>Total</b>	<b>30.33</b>	<b>2045.00</b>	<b>325.48</b>	<b>485.00</b>	<b>1835.00</b>
		<b>A) Charged Expenditure Total (1+2+3+4+5)</b>	<b>8311.86</b>	<b>12455.00</b>	<b>6425.74</b>	<b>10615.00</b>	<b>11220.00</b>
<b>B. Other Maintenance Expenditure</b>							
<b>1. Engineering Section / All Maintenance Expenditure</b>							
44	230-51-01	Maintenance of Parks/ playgrounds and open spaces	189.86	400.00	49.01	100.00	100.00
45	230-51-17	Maintenance of Vaikuntadhamams (Crematoriums)and burial grounds	0.00	100.00	13.27	50.00	50.00
46	230-51-09	Maintenance of Public Toilets	19.93	100.00	29.11	50.00	50.00
47	230-51-10	Maintenance of Markets	0.00	100.00	16.75	50.00	50.00
48	230-80-17	Other-Engineering operation and Maintenance Expenditure	0.00	100.00	84.76	120.00	50.00
49	230-50-14	Scientific Management of Dump yards and Solid & Liquid waste	25.04	100.00	32.18	60.00	50.00
50	230-50-01	Repairs & Maintenance of Roads / Bridges, Culverts	386.04	350.00	178.52	350.00	200.00
51	230-50-07	Repairs and Maintenance of all Drains	70.33	40.00	39.94	100.00	100.00



52	230-52-03	Repairs & Maintenance of all other Municipal Assets	36.81	100.00	99.85	200.00	100.00
53	230-80-03	Field Survey (DPR Charges)	6.82	20.00	19.74	200.00	50.00
54	230-30-01	Engineering Stores (Chlorine, Ferric Alum & others chemicals)	247.15	400.00	133.41	400.00	320.00
55	230-50-05	Maintenance of Water Supply Lines(Leakages)	280.69	230.00	185.19	400.00	300.00
56	230-50-09	Maintenance of Street Lights	154.52	50.00	29.35	80.00	50.00
57	230-50-11	Water Supply through Water Tankers	237.53	200.00	155.91	320.00	200.00
58	230-51-21	Oil & Diesel Charges for Generators	42.69	20.00	29.01	50.00	50.00
59	230-50-21	Maintenance of Reservoirs & Others	0.00	50.00	19.80	50.00	50.00
60	230-59-06	Repairs to Plant & Machinery (Repairs to Transformers, Generator, Motors )	0.17	30.00	16.54	40.00	50.00
61	230-30-02	Shifting of Poles, New poles & 3rd Wire Charges	0.00	30.00	17.28	50.00	50.00
62	230-59-11	Maintenance of Power Bore well (Repairs to Bore Wells Motors, Pump sets and Flushing)	0.00	100.00	98.38	250.00	100.00
63	230-80-02	W/S Testing & Inspection	0.29	5.00	0.73	5.00	0.00
64	230-80-26	Others-Engineering Section Expenses	1.12	0.00	0.00	0.00	26.00
65	230-80-25	Disaster Management Expenditure	0.00	100.00	65.82	150.00	100.00
66	230-80-04	Monthly Water Bills to HMWSSB, RWS (Mission Bhageeratha)/Other Water Bodies	0.00	0.00	0.00	0.00	300.00
67	230-80-05	Maintenance of Animal Care Centre.	0.00	0.00	0.00	50.00	50.00
		<b>Total</b>	<b>1698.99</b>	<b>2625.00</b>	<b>1314.55</b>	<b>3125.00</b>	<b>2446.00</b>
	<b>2.General Administration Expenditure</b>						
68	220-12-01	Telephone/Mobile/Internet Charges	47.85	57.00	34.38	60.00	65.00
69	220-20-01	Newspapers& Journals Magazines	10.28	10.00	08.65	15.00	15.00
70	220-20-02	Xerox Charges	24.21	45.00	27.56	70.00	50.00
71	220-21-01	Printing of Books/Registers etc	00.00	00.00	00.00	00.00	10.00
72	220-21-02	Purchase of Stationery items	08.72	70.00	25.31	70.00	70.00
73	220-21-04	Service Postage Expenses	01.00	02.00	01.00	02.00	02.00
74	220-51-01	Legal Fees	12.87	30.00	18.19	50.00	40.00

75	220-51-04	Compensation Ordered by Courts	00.00	15.00	00.00	20.00	20.00
76	220-52-01	Hiring of Professionals/ Retired Employees	00.00	00.00	00.00	10.00	10.00
77	220-52-02	Professional Charges (E- Filing, Other Charges)	00.00	15.00	14.87	20.00	20.00
78	220-60-01	Advertisement Expenses	38.52	10.00	07.76	25.00	20.00
79	220-80-01	Honorarium fee to Mayor / Chairman and Councilors / Corporators	50.90	80.00	29.76	80.00	80.00
80	220-80-03	Organization of festivals	211.71	200.00	121.89	210.00	200.00
81	230-40-02	Hire Charges for Office Vehicles	399.29	220.00	118.94	250.00	200.00
82	230-59-02	Repairs & Maintenance Of Computers & Net Work	22.55	20.00	20.71	60.00	25.00
83	250-10-01	Election Expenses	00.00	100.00	00.00	100.00	400.00
84	250-20-16	MEPMA Expenditure	00.00	10.00	05.01	15.00	15.00
85	250-30-07	Annapurna Programme Expenses	327.73	300.00	285.29	565.00	300.00
86	240-70-01	Bank Charges	02.47	02.00	00.00	03.00	03.00
87	460-10-01	Loans, Advances to employees	05.79	10.00	05.00	10.00	10.00
88	460-50-01	Loans, Advances to Others	00.00	10.00	00.00	10.00	10.00
89	220-80-22	Other-General Administration Exp	00.00	10.00	09.93	45.00	20.00
		<b>Total</b>	<b>1163.89</b>	<b>1216.00</b>	<b>734.25</b>	<b>1690.00</b>	<b>1585.00</b>
	<b>3. Town Planning Section Expenditure</b>						
90	230-80-05	Mapping, Plotting & Drawing Expenses	29.71	40.00	36.79	100.00	60.00
91	230-80-06	Naming & Numbering of Streets	14.00	30.00	8.11	25.00	30.00
92	230-80-07	Demolition & Removal Expenses	14.65	40.00	20.74	100.00	100.00
93	220-80-21	Other-Town Planning Exp	0.00	1000.00	2700.00	2700.00	100.00
		<b>Total</b>	<b>58.36</b>	<b>1110.00</b>	<b>2765.64</b>	<b>2925.00</b>	<b>290.00</b>
		<b>B) Total Other Maintenance Expenditure (1+2+3)</b>	<b>2921.24</b>	<b>4951.00</b>	<b>4814.44</b>	<b>7740.00</b>	<b>4321.00</b>

	<b>C) 1/3 rd of the Balance Budget</b>						<b>937</b>
94	410-80-02	1/3 rd of the Balance Budget (after Charged Expenditure & Other Maintenance Expenditure) on Critical infrastructure requirements and works in Newly merged areas Un-development areas & localities inhabited by the weaker sections monarites and slums					
95	410-30-01	Laying of Roads (CC, BT, WBM & Gravel Roads)	0.00	500.00	500.00	1000.00	400.00
96	410-31-02	Construction of Drains (Major, Minor etc)	0.00	400.00	319.00	500.00	300.00
97	410-30-05	Bridges & Culverts	0.00	50.00	0.00	50.00	100.00
98	410-20-09	Construction of Parks, Play grounds & Protection of Open Spaces	0.00	40.00	0.00	40.00	75.00
99	410-70-11	Other Assets	0.00	23.00	0.00	23.00	62.00
		<b>C) Total</b>	<b>0.00.</b>	<b>1013.00</b>	<b>819.00</b>	<b>1613.00</b>	<b>937.00</b>
	<b>D) Public Amenities: (Other than Newly Merged Areas)</b>						
100	410-20-09	Construction of Parks, Play grounds & Protection of Open Spaces	0.00	100.00	20.17	100.00	50.00
101	410-10-05	Construction of Vaikunta damams (crematorium) & Burial Grounds	0.00	100.00	0.00	100.00	50.00
102	410-20-07	Construction of Public Toilets	42.52	200.00	0.00	100.00	50.00
103	410-20-12	Construction of Integrated Veg & Non-Veg Model Markets	0.00	150.00	0.00	150.00	50.00
104	410-20-13	Construction of modern Slaughter Houses	0.00	100.00	0.00	100.00	50.00
105	410-80-04	Construction of Scientific Management of Dumping yards & Solid & Liquid Management	0.00	100.50	0.00	100.00	50.00
106	410-20-16	Street Vendor Zones	0.00	0.00	0.00	100.00	50.00
107	410-20-15	Open Gyms	0.00	0.00	0.00	100.00	50.00
		<b>D) Total</b>	<b>42.52</b>	<b>750.50</b>	<b>20.17</b>	<b>850.00</b>	<b>400.00</b>
<i>(Most of the Public Amenities works are being funded under Pattana Pragathi grant)</i>							

	<b>E. Ward wise Works (Other than Newly Merged Areas)</b>						1474.00
108	410-30-01	Laying of Roads (CC, BT, WBM & Gravel Roads)	760.62	500.00	499.89	2100.00	622.00
109	410-31-02	Construction of Drains (Major, Minor etc)	545.56	200.00	198.77	1309.00	376.00
110	410-30-05	Bridges & Culverts	2.86	100.00	5.31	100.00	50.00
111	410-32-05	Water works (water mains Distribution lines etc)	34.29	101.00	87.72	350.00	50.00
112	410-40-02	Purchase of Motor pump sets/ Open Bore wells	108.02	55.50	40.58	100.00	50.00
113	410-70-05	Purchases of office Furniture/Coolers	7.07	50.00	0.60	50.00	76.00
114	410-70-11	Other Assets	49.57	50.00	135.56	150.00	100.00
115	410-20-11	Other Buildings	133.76	99.00	25.00	100.00	50.00
116	410-33-02	Median Lightings ( Lighting On Lanes and By-lanes Lighting On Lanes & By-lanes)	303.66	120.00	0.00	150.00	50.00
117	410-30-09	Junctions Improvements	0.00	0.00	0.00	50.00	50.00
		<b>E) Total</b>	<b>1945.41</b>	<b>1275.50</b>	<b>993.43</b>	<b>4459.00</b>	<b>1474.00</b>
		<b>Total Municipal Fund Capital Works Expenditure (C+D+E)</b>	<b>1987.93</b>	<b>3039.00</b>	<b>1832.60</b>	<b>6922.00</b>	<b>2811.00</b>
		<b>Municipal General Fund Total (A+B+C+D+E)</b>	<b>13221.03</b>	<b>20445.00</b>	<b>13072.78</b>	<b>25277.00</b>	<b>18352.00</b>
<b>F. Deposits &amp; Loans</b>							
118	340-10-01	Ernest Money Deposit (EMD)	191.49	100.00	380.83	400.00	110.00
119	340-10-05	Others (ASD, etc..)	0.00	150.00	0.00	0.00	0.00
		<b>Total</b>	<b>191.49</b>	<b>250.00</b>	<b>380.83</b>	<b>400.00</b>	<b>110.00</b>
<b>II)CAPITAL PROJECT FUND (CPF)</b>							
<b>i) Non Plan Grants</b>							
120	320-10-09	Assistance to Municipalities / Corporations for Maintenance of Roads & Drains	0.00	0.00	2500.00	2500.00	0.00
121	320-10-13	14th & 15th Finance Commission	6505.16	4500.00	6971.00	7000.00	4500.00
122	320-20-05	State Matching Grant- under Pattana Pragathi	0.00	0.00	6386.00	7000.00	4500.00
		<b>Total</b>	<b>6505.16</b>	<b>4500.00</b>	<b>15857.00</b>	<b>16500.00</b>	<b>9000.00</b>
<b>(Note: 10% will be earmarked for Green Budget under Pattana Pragathi Grant)</b>							

ii) Plan Grants							
123	320-20-02	State Finance Commission, SFC (Assistance to Municipalities under State Finance Commission)	300.00	4500.00	0.00	4500.00	25000.00
124	320-20-35	Assistance to Municipal Corporations for Development works -SCSP	0.00	100.00	0.00	3305.00	1400.00
125	320-20-36	Assistance to Municipal Corporations for Development works -TSP	0.00	100.00	0.00	100.00	1000.00
126	320-20-23	Swachh Bharat - Swachh Telangana (General)	70.67	50.00	45.29	100.00	100.00
127	320-20-33	State CM Assurance Grant.	1704.96	0.00	7414.24	10000.00	0.00
128	320-30-02	Others State Government Agencies Grants (Minority Grant)	0.00	0.00	25.75	25.75	30.00
<b>Total</b>			<b>2075.63</b>	<b>4750.00</b>	<b>7485.28</b>	<b>18030.75</b>	<b>27530.00</b>
iii) Other Grants							
129	320-20-03	MP Local Area Development Grants	0.00	50.00	4.47	20.00	25.00
130	320-20-04	Assembly Constituency Development Programme (MLA /ACDP / MLC )	0.00	300.00	133.82	200.00	500.00
131	320-20-09	MEPMA Grants	6.00	20.00	0.00	0.00	20.00
132	320-20-41	Crucial Balancing Fund (CBF)	9.27	50.00	0.00	0.00	10.00
133	320-20-45	Revenue Grant for Maintenance purpose	0.00	20.00	0.00	20.00	0.00
134	320-20-43	Election Grants	0.00	100.00	0.00	40.00	200.00
135	320-20-44	Census Grant	0.00	21.00	0.00	0.00	30.00
136	320-10-11	Others Grants. (SDF)	137.01	0.00	186.31	200.00	200.00
<b>Total</b>			<b>152.28</b>	<b>561.00</b>	<b>324.60</b>	<b>480.00</b>	<b>985.00</b>
<b>Capital Project Fund Total (i+ii+iii)</b>			<b>8733.07</b>	<b>9811.00</b>	<b>23666.88</b>	<b>35010.75</b>	<b>37515.00</b>
<b>Grand Total (MGF+Deposits &amp; Loans+CPF)</b>			<b>22145.59</b>	<b>30506.00</b>	<b>37120.49</b>	<b>60687.75</b>	<b>55977.00</b>

COMMISSIONER  
G.W.M.C. WARANGAL.

SPECIAL OFFICER, G.W.M.C &  
DIST. MAGESTRIATE & COLLECTOR  
WARANGAL URBAN.

**Normal Income & Expenditure Particulars**

**For the Financial Year 2019-20**

**Form No. I (Last Year)**

<b>Sl.No</b>	<b>Particulars</b>	<b>Rs. (In Lakhs)</b>
1	Property Tax	6703.94
2	Assigned Revenue	756.33
3	Non Taxes	8280.29
4	Revenue Grants	0.00
5	Deposits and Advances	83.55
	<b>TOTAL</b>	<b>15824.11</b>
	<b>Opening Balance</b>	<b>11246.95</b>
	<b>Total (Receipts + OB)</b>	<b>27071.06</b>
	<b>Total Revenue Expenditure (-)</b>	<b>13221.03</b>
	<b>Surplus/Deficit</b>	<b>13850.03</b>

COMMISSIONER,  
G.W.M.C., WARANGAL.

**II. INFORMATION OF FOLLOWING STATEMENT IN ORDINARY ACCOUNT  
(Municipal Own Revenues)**

(Rs.In lakhs)

<b>Particullars</b>	<b>Opening Balance</b>	<b>Total Receipts (Taxes, Non taxes &amp; Assigned Revenues)</b>	<b>Total (OB+Receipts)</b>	<b>Total Expenditure</b>	<b>Closing Balance</b>
<b>Revised Budget Estimates for the F.Y.2020-21</b>	13850.03	19809.00	33659.03	24747.00	8912.03
<b>Budget Estimates for the F.Y.2021-22</b>	8912.03	18352.00	27264.03	18352.00	8912.03

COMMISSIONER  
G.W.M.C. WARANGAL.