

**GREATER WARANGAL MUNICIPAL
CORPORATION WARANGAL**

BUDGET ESTIMATES FOR
THE YEAR 2015 – 16

AND

REVISED BUDGET ESTIMATES
FOR THE YEAR 2014 – 2015

BUDGET - 2014-15

CONTENTS:

Sl.No	Index	Page No.
1.	Warangal Municipal Corporation	
2.	Budgeting & Accounting system	
3.	Budget - 2014-15 At a Glance	
4.	Budget - 2014-15 Highlights	
5.	Commissioner's Proposal	
6.	Budget Tables	
a	Budget Summary	
b	Revenue Receipts by Source	
c	Revenue Expenditure by Category	
d	Capital Receipts by Source	
e	Capital Expenditure by Category	
f	Loan Repayment (Outgoings)	
g	Revenue Advances (Recoveries & Outgoings)	
h	Capital Advances (Recoveries & Outgoings)	
i	Deposits (Recoveries & Outgoings)	

GREATER WARANGAL MUNICIPAL CORPORATION

BUDGET 2015 - 2016

History of the ULB

In the year 1899 the Warangal Municipality was constituted under the Local Cess Act. It was declared as Major Municipality in the year 1934. Later in the year 1959 it was declared as Special Grade Municipality. It was upgraded as Warangal Municipal Corporation in the year 1994 under the A.P. Municipal Corporations Act, 1994.

The Government vide G.O.M.S.No.99, M.A. & U.D. Department, Dated:19-03-2013 have issued orders for merger of surrounding 42 Villages in Warangal Municipal Corporation. And in the G.O.Ms.No.40, of MA & UD (C1) Department, dated:28-01-2015 the Warangal Municipal Corporation has been declared as Greater Warangal Municipal Corporation w.e.f.28-01-2015.

The area of the City has been increased form 110 Sq.kms to 406.87 Sq.kms.

Physical Details of Greater Warangal Municipal Corporation

• Area (In Sq.kms)	406.87
• Present Population	811844
• No. of Slums	182
• No. of Notified Slums	94
• No. of Non-notified Slums	88
• No. of Circles	02

The following (42) villages are merged in Greater Warangal Municipal Corporation

1.	THIMMAPUR	22.	BATTUPALLY
2.	ALIPUR	23.	CHINTAGATTU
3.	NAKKALAPELLY	24.	DEVANNAPETA
4.	DHARMARAM	25.	GUNDLASINGARAM
5.	DHUPAKUNTA	26.	HASANPARTHY
6.	SINGARAM	27.	KADIPIKONDA
7.	MAMOONUR	28.	KOMATIPALLY
8.	BOLLIKUNTA	29.	KOTHAPELLI HAVELLI
9.	GADAPELLY	30.	MUCHERLA
10.	POTHARAJUPELLY	31.	MUNIPALLY
11.	JOHNPAKA	32.	PEGADAPALLY
12.	ENUMAMULA	33.	THARALAPELLY
13.	PAIDIPELLY	34.	TEKULAGUDEM
14.	MOGILICHERLA	35.	UNIKICHERLA
15.	KOTHAPETA	36.	YELLAPUR
16.	AREPALLY	37.	BHEEMARAM
17.	VANGAPADU	38.	GOPALPUR
18.	VASANTHAPUR	39.	KUMMARIGUDEM
19.	GORREKUNTA	40.	MADIKONDA
20.	STAMBAMPALLY	41.	PALIVELPULA
21.	AYODYAPURAM	42.	RAMPUR

Functions of the Greater Warangal Municipal Corporation

The following are the functions of Greater Warangal Municipal Corporation which are discharged by Head office and two Circle offices to provide the following civic services and infrastructure facilities to the inhabitants.

- Roads, Culverts etc.,
- Widening and improvements to roads and junctions
- Traffic and Transportation amenities
- Street lighting
- Markets

- Storm Water Drainage
- Parks and Play grounds
- Stadiums, Avenue and Tree plantation
- Town planning - Zoning and Building Regulations
- Slum improvement and Urban Community Development including formation of roads, drains, provision of street lighting & water supply etc.,
- Slaughter houses and Burial grounds
- Vital statistics including Registration of Birth and Death

Initiation of several Municipal Reforms in Recent Years

Several Administrative and other reforms have been initiated by the Greater Warangal Municipal Corporation to achieve efficiency in the administration.

- Online payment of dues
- Online Registration of Birth and Death
- Instant issue of Birth and Death certificates
- Parishkruthi (e-Grievances)
- Instax
- Online Performance Tracking system
- Legal case Management System
- Introduction of DEABAS
- Monitoring of Solid Waste Management through SMS's
- GWMC services through AP online
- E-office
- Online payment of ESI and EPF for out sourcing workers / personnel
- Enrolment of workers for PM Suraksha Bheema Yojana.

A W A R D S

The following prestigious Awards have been bagged by GWMC

- 2014 4th ICON SWM Award
- Energy Conservation Award
- Clean Earth Award
- Best Heritage City Award
- Best Sanitation Award
- Clean India 2013
- Green Leaf Award 2013
- Best Services Through MEESEVA
- e-INDIA Award 2013
- ISO-14001:2004 Certificate

BUDGETING AND ACCOUNTING SYSTEM

Budget

Budget per se is not statistical documentation of the receipts and expenditure of the entity but reflects the soul of the organization. It captures the vision of the organization and the direction it proposes to take in realization of the vision.

Vision

The GWMC envisions to provide to all citizens quality civic infrastructural facilities viz- Sanitation, Roads, Storm Water drains, Street lighting, Parks and Play grounds; ensure balanced and organized development of the city; community participation / involvement in all developmental activities; focused attention towards the socio-economic empowerment of Urban Poor and Women; Strengthening Self Help Groups; Caring disadvantaged / challenged persons like, Physically challenged, Senior citizens, Orphans etc., and mobilize internal and external resources for realization of the above.

Budget Estimates

The Budget estimates containing anticipated Income and Expenditure of GWMC for the year 2015 - 16 along with the Revised Estimates for the Current Year 2014 - 15 and actuals for the financial year 2013 - 14 have been prepared and placed before the Corporation through the Standing Committee. While preparing these Estimates due care has been taken to provide all obligated charges and discharge of all liabilities in respect of loan and other commitments. Sufficient funds based on the realistic felt needs of the public in so far as providing infrastructure facilities and Capital works have been taken into account.

An Explanatory note for Broad details on which the Estimates are based.

To discharge the above said functions effectively, sufficient budget allocations are made based on the information collected from functionaries working in GWMC.

Estimates are prepared based on the requirements assessed one year prior to the actual utilization. Due to change in SSR Rates, citizen requirements and other exigencies may lead to deviation from the Budget Estimates.

Budgeting System

Budget Estimates prepared following the codification structure suggested in AP Municipal Accounts Manual.

Audit of Annual Accounts

It is imperative for all the ULB's to have External Audit on Accounts by State Audit Department. The State Audit Department itself has taken up Audit for the financial year 2010 - 11 completed and the Audit for the financial year 2011 - 12 is in progress.

Budget Heads

The Classification of Budget heads under various accounts is based on the twin objectives of enforcement of accountability on the part of various functionaries for the functions assigned to them and introduction of accrual-based accounting. The following are the broad heads adopted by the Corporation under which the Municipal Budget is classified.

Receipts		Expenditure	
Major Head	Details	Major Head	Details
01	Revenue Receipts	02	Revenue Expenditure
03	Capital Receipts	04	Capital Expenditure
		05	Loan Repayment
06	Revenue Advances (Recoveries)	06	Revenue Advances (Out goings)
07	Capital Advances (Recoveries)	07	Capital Advances (Out goings)
08	Deposits (Recoveries)	08	Deposits (Out goings)

01. Revenue Receipts

- Taxes (Own)
- Assigned Revenues
- Fees & User Charges
- Sale & Hire Charges
- Revenue Grants & Reimbursements
- Other Revenues (Income from investments, Interest Earned, and Other Income)

02. Revenue Expenditure

- Establishment Expenses (Salaries, Benefits & other Allowances, and Terminal Expenses)
- Administrative Expenses
- Operations and Maintenance
- Interest and Finance Charges
- Programme Expenses

03. Capital Receipts

- Grants, Contribution for specific purpose
- Central Government Grants / Contributions
- State Government Grants / Contributions
- Financial Institutions
- Other (Public Contribution for works)

04. Capital Expenditure

- Lands and Land improvements
- Buildings
- Roads and Pavements
- Storm Water Drainage
- Water Supply and Sewerage
- Street Lighting
- Vehicles
- Machinery and Equipment
- Furniture and Fixtures
- Water Works
- Urban Community Development (Inclusive of Earmarked funds)

05. Loan Repayment

The Repayment of Loan (HUDCO) by GWMC met out of General Revenue of the Municipal Corporation are addressed in this account.

06. Revenue Advances

This is account under which the advances paid to the GWMC employees and recoveries made from their salaries are accounted for.

07. Capital Advances

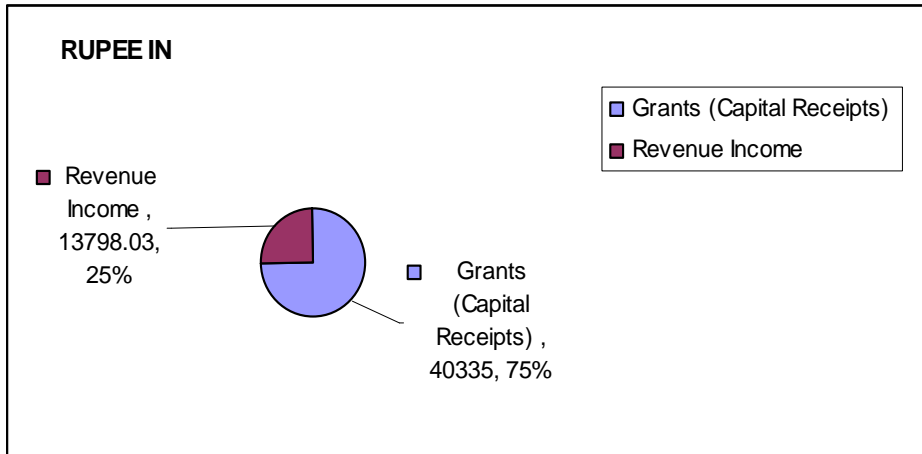
This is an account in which the advances paid and recoveries made from the contractors and suppliers and other advances paid for the schemes subject to reimbursement from the respective departments are accounted for.

08. Deposits

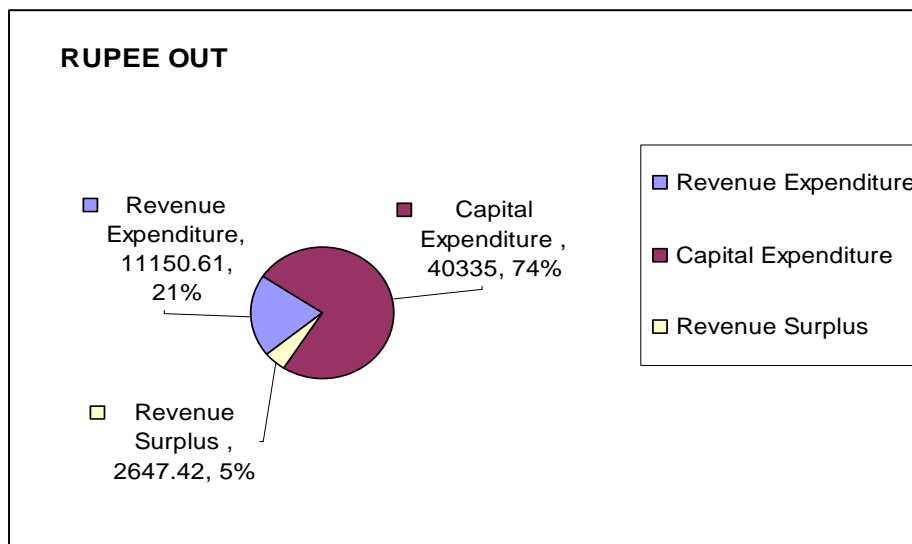
This is an account in which the receipts and payments relating to Library cess, Personal Deposits, Contributions and Recoveries made from the salaries of WMC Employees and Contractors such as TDS, VAT, Labour cess, Seigniorage charges, EMD, RMD, APGLI, GIS, LIC, Profession Tax, Employee Welfare Fund, Bank loans recoveries, and Court attachments of the employees, EPF and ESI of out sourced personnel etc.,

BUDGET 2015 - 16 AT A GLANCE

The total out lay of the Budget for the year 2015 - 16 is Rs.54133.03 Lakhs of which Revenue Income is Rs.13798.03 Lakhs Grants (Capital Receipts) Rs.40335.00 Lakhs



The total out lay of the Budget for the year 2015 - 16 is Rs.54133.03 Lakhs of which Revenue Expenditure is Rs.11150.61 Lakhs and Capital Expenditure is Rs.40335.00 Lakhs and Revenue Surplus of Rs.2647.42 Lakhs.



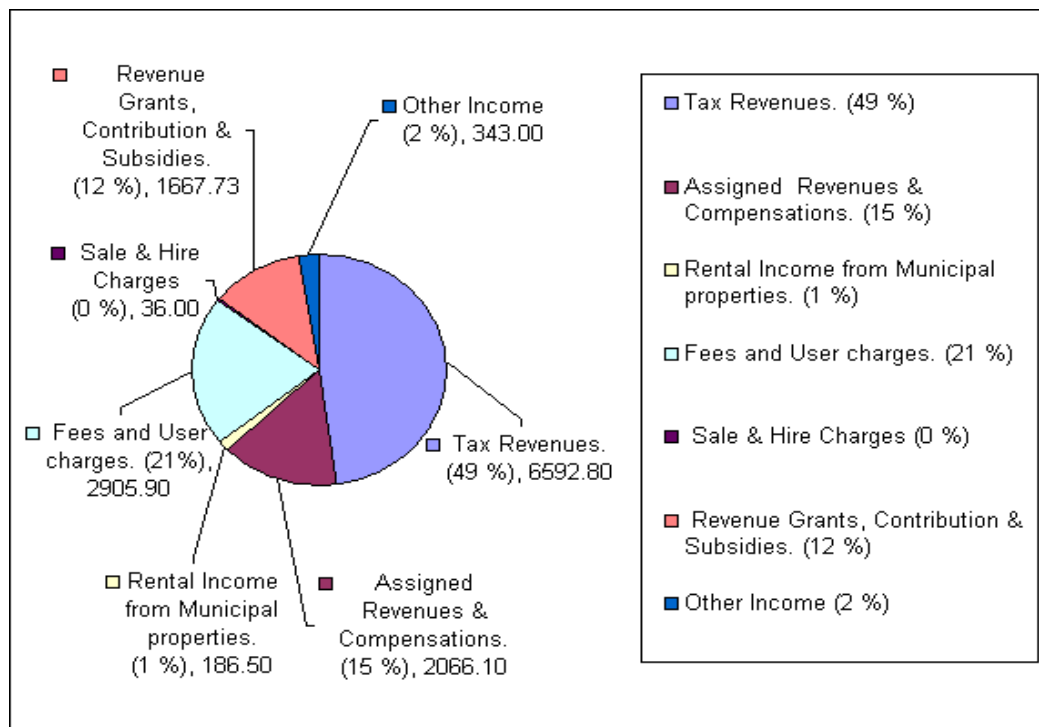
The summary of the Greater Warangal Municipal Corporation Budget 2015 - 16 under Revenue Receipts, Revenue Expenditure, Capital Receipts, Capital Expenditure and other accounts.

REVENUE RECEIPTS

Table 1 Shows the Revenue Receipts to the Greater Warangal Municipal Corporation by Source.

Table 1
REVENUE RECEIPTS AT A GLANCE

Budget Code	Head of Account	Budget Estimate 2015 - 16 Rs. In Lacs
110	Tax Revenues.	6592.80
120	Assigned Revenues & Compensations.	2066.10
130	Rental Income from Municipal properties.	186.50
140	Fees and User charges.	2905.90
150	Sale & Hire Charges	36.00
160	Revenue Grants, Contribution & Subsidies.	1667.73
170	Other Income	343.00
	Total	13798.03

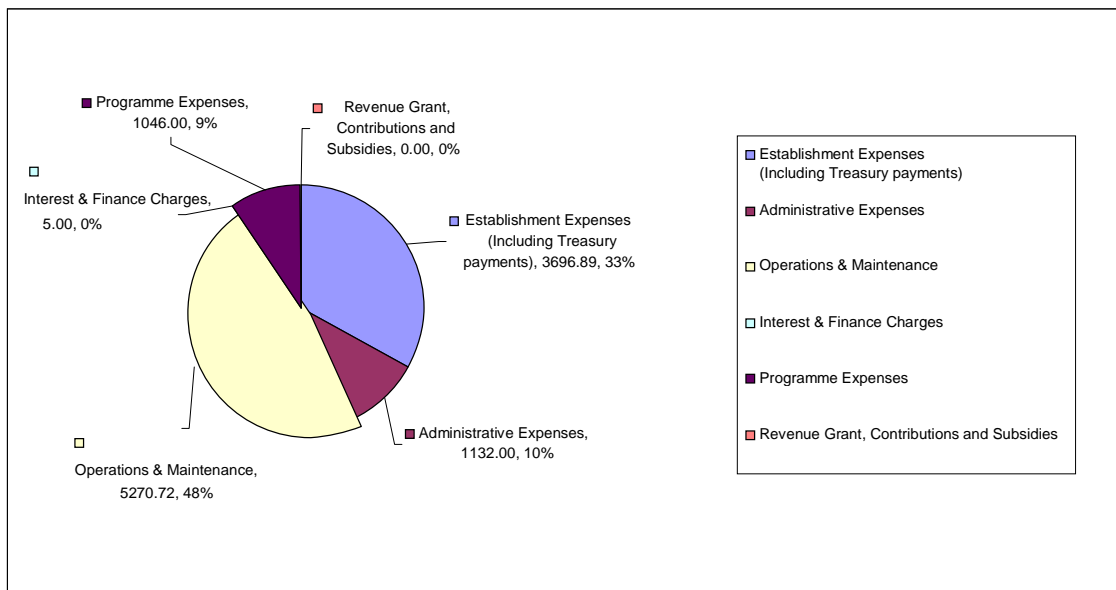


REVENUE EXPENDITURE

Table 2 Shows the Revenue Expenditure of the Greater Warangal Municipal Corporation by Category.

Table 2
REVERNUE EXPENDITURE AT A GLANCE

Budget Code	Head of Account	Budget Estimate 2015 - 16 Rs. In Lacs
210	Establishment Expenses.	3696.89
220	Administrative Expenses	1132.00
230	Operations & Maintenance.	5270.72
240	Interest & Finance Charges.	5.00
250	Programme Expenses.	1046.00
290	Transfer to Reserve Funds	1957.72
	Total	13108.33

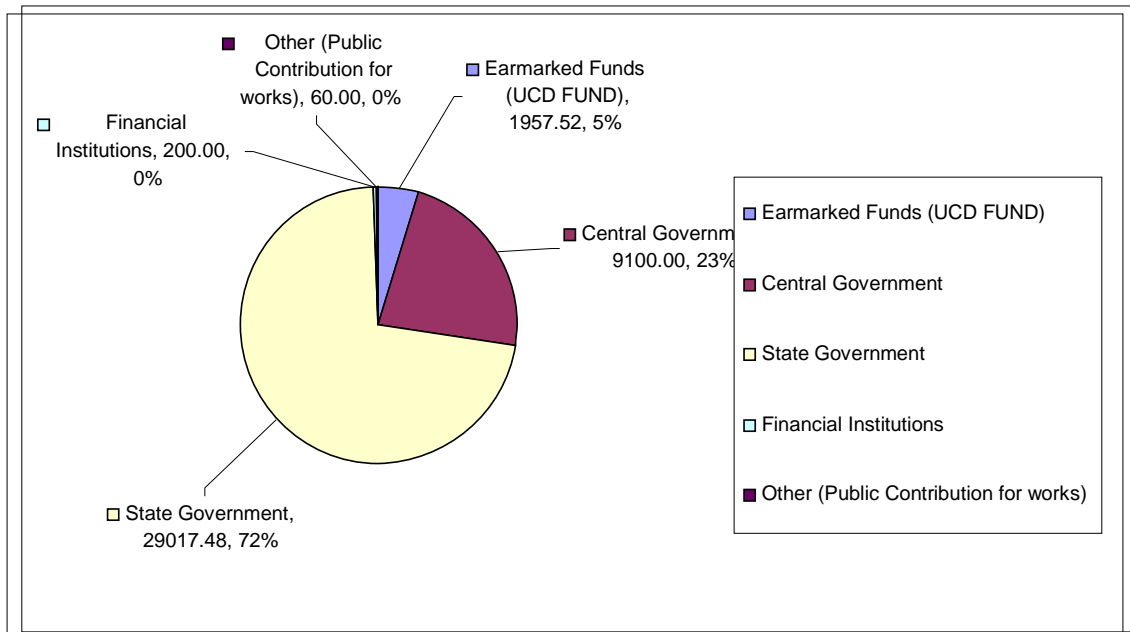


CAPITAL RECEIPTS

Table 3 Shows the Capital Receipts of the Greater Warangal Municipal Corporation by Source.

**Table 3
CAPITAL RECEIPTS AT A GLANCE**

Budget Code	Head of Account	Budget Estimate 2015 - 16	
		Rs.In Lacs	
	UCD Fund	1957.52	
10	Central Government.	9100.00	
20	State Government.	29017.48	
40	Financial Institutions.	200.00	
80	Others (Public Contribution for Works	60.00	
	Total	40335.00	

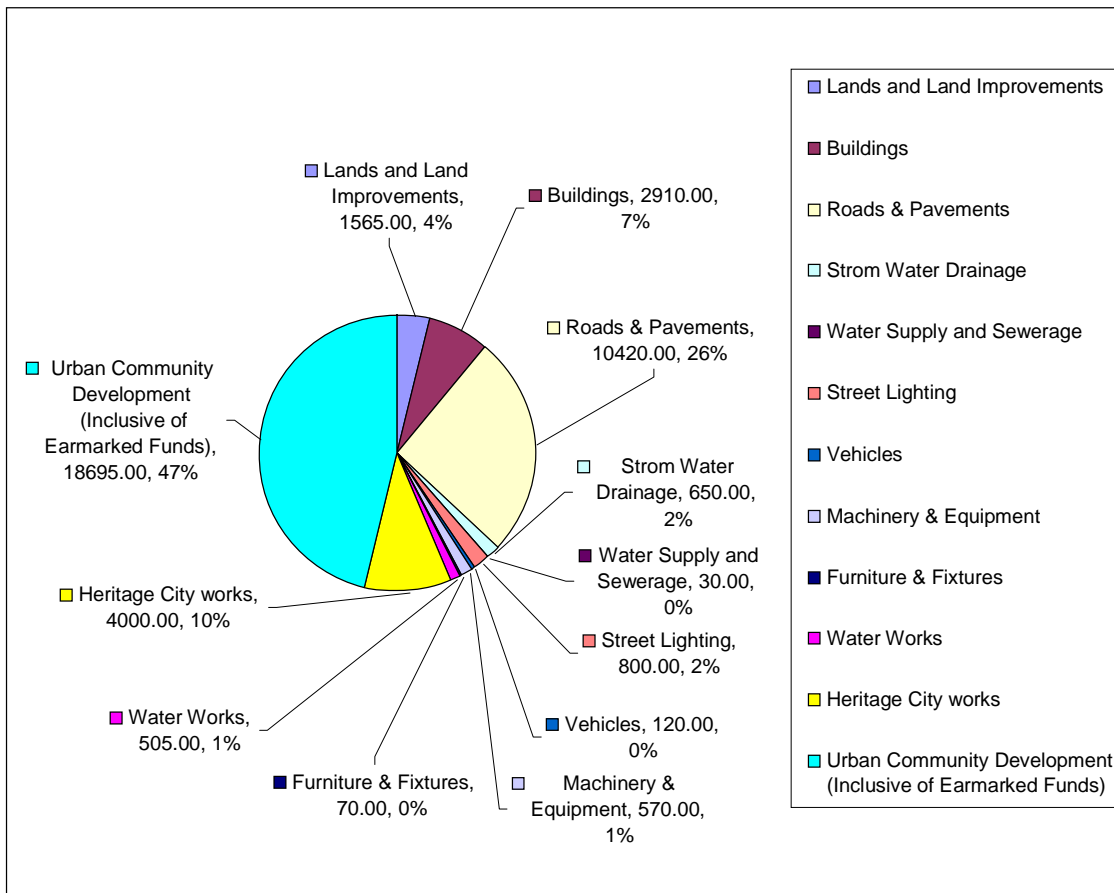


CAPITAL EXPENDITURE

Table 4 Shows the Capital Expenditure of the Greater Warangal Municipal Corporation by Category.

Table 4
CAPITAL EXPENDITURE AT A GLANCE

Budget Code	Head of Account	Budget Estimate 2015 - 16 Rs. In Lacs
	Lands and Land Improvements.	1565.00
	Buildings.	2910.00
	Roads and Pavements.	10420.00
	Storm Warter Draiage.	650.00
	Water supply and Sewerage.	30.00
	Street Lighting.	800.00
	Vehicles.	120.00
	Machinery and Equipment.	570.00
	Furniture and Fixtures.	70.00
	Water Works.	505.00
	Heritage City works	4000.00
	UCD (EMF)	18695.00
	Total	40335.00



BUDGET 2015 - 16: HIGHLIGHTS

Greater Warangal Municipal Corporation Budget 2015 - 2016 is “**Growth Oriented and citizen centric Budget**”. Budget proposals aims at increasing in Revenue sources, broadening the tax base with online collection, collections through A.P. On-line in addition to e-Seva, Financial Management through DEABAS, providing better civic amenities by discharging its obligatory and discretionary functions effectively. The Budget also aims at shifting its priority towards asset creations such as Roads, Drainage, Parks and Play grounds with good standards. The Budget also envisages to improve the living standards of slums dwellers including newly merged (42) surrounding villages by providing civic infrastructure facilities and various welfare activities.

HIGHLIGHTS OF BUDGET 2015 - 2016

(Rs. In Lakhs)

Budget Estimates 2015 - 2016

Revenue Income	13798.03
Revenue Expenditure	11150.61
Revenue Surplus	2647.42
Capital Receipts	40335.00
Capital Expenditure	40335.00
Revenue Transfer to Earmarked Funds	0.00
Total Budget	54133.03
(Revenue Expenditure + Capital Expenditure + Revenue Surplus)	
Revenue Income by Source:	
Tax Revenue	6592.80
Assigned Revenues	2066.10
Rental Income from Municipal Properties	186.50
Fees and User Charges	2905.90
Sale & Hire Charges	36.00
Revenue Grants, contributions and subsidies	1667.73
Other Income	343.00
Total Revenue Receipts	13798.03

(Rs. In Lakhs)

**Budget
Estimates
2014 - 2015**

Revenue Expenditure by Category:

Establishment Expenses	3696.89
Administrative Expenses	1132.00
Operations and Maintenance	5270.72
Interest & Finance Charges	5.00
Programme expenses	1046.00
Revenue Grant, Contribution and Subsidies	0.00
Total Revenue Expenditure	11150.61

Capital Receipts by Source

Earmarked funds	1957.52
Grants, Contribution for specific purpose	38377.48
Unsecured Loans	0.00
Total Capital Receipts	40335.00

Capital Expenditure by Category

Land & Land improvements	1565.00
Buildings	2910.00
Roads & Pavements	10420.00
Storm Water Drainage	650.00
Water Supply & Sewerage	30.00
Street Lighting	800.00
Vehicles	120.00
Machinery & Equipment	570.00
Furniture & Fixtures	70.00
Water works	505.00
Heritage City Project	4000.00
Urban Community Development (Public works)	18695.00
Total Capital Expenditure	40335.00

COMMISSIONER'S PROPOSAL

The Commissioner, Greater Warangal Municipal Corporation has proposed the Budget Estimates for the year 2015 - 16 and Revised Budget Estimates for the year 2014 - 2015 basing on the Actual Demand, Income and Expenditure of the Greater Warangal Municipal Corporation.

The Budget Estimates have been prepared in accordance with the A.P., Municipal Corporations Act 1994 (Act, No.25/94) read with GHMC Act, 1955 without any enhancement in rates of Property taxes and Water charges etc. The Greater Warangal Municipal Corporation has proposed Budget Estimates depending upon the Revenue sources to be increased in view of recently merged (42) surrounding villages in GWMC in most of the Budget heads i.e., Property tax, Water charges, Building permit fee, Layout fee, Short fall of open space, Advertisement tax, Capitation fee, Surcharge on Transfer of properties (Registration fee) and all other fees and Revenues estimated.

Similarly the O & M expenditure has also been minimized to the extent possible in view of reduction of power charges i.e., Solar System empanelment in Head Office and also proposed in other places.

As per Standing orders of the Govt. vide G.O.Ms.No.179, MA & UD, Department dated:02-05-2009 the pay and allowances of Regular employees are being paid through District Treasury in the Head of Account No.010 w.e.f.01-04-2009. Hence the Expenditure incurred towards Pay & Allowances of employees has been exempted from Budget heads.

The Govt. have issued orders in G.O.Ms.No.168 MA & UD Department dated:02-05-2009 for levying of penalties on Un-authorized constructions 25%, 50% and 100% respectively on payment of Property tax till the unauthorized constructions are regularized or dismantled whichever is earlier. Basing on the orders of the Government the penalty on Property tax has been proposed for suitable enhancement on an average 25% to 50%.

Suitable Budget Estimates have been proposed in respect Housing for All, Individual Toilets, Heritage City Project and Road Development for other schemes as proposed by the Government of Telangana for the Financial year 2015 - 2016.

Similarly the Budget Estimates are proposed in MEPMA for strengthening of SHG's and Skill Upgradation to the Un-employed Youth proportionately for the Financial year 2015 - 2016.

Further an amount of Rs.1957.52 lakhs Surplus funds under Revenue Income has been transferred to Capital works and suitable / viable Capital works have been proposed for providing better civic amenities to the Citizens of Warangal.

As per standing orders of the Government 40% of Net funds on own sources have been allocated towards Earmarked funds for Slum areas development (UCD).

Sd/-
SARFARAZ AHMAD, I.A.S.,
Commissioner,
G.W.M.C.

GREATER WARANGAL MUNICIPAL CORPORATION

BUDGET 2015 - 2016

Budget Estimates for the year 2015 - 2016 and Revised Budget Estimates for the year 2014 - 15 of the Warangal Municipal Corporation - Annual Income and Expenditure of the Corporation prepared by the Commissioner, WMC - Laid before the Standing Committee, GWMC - Approval - Requested

RESOLUTION No.211, DATED:15-07-2015.

The Standing Committee, GWMC accorded approval to the Budget Estimates for the year 2015 - 2016 and Revised Budget Estimates for the year 2014 - 2015 of the Greater Warangal Municipal Corporation as proposed by the Commissioner, GWMC. Further, the Standing Committee, GWMC recommended the Budget Estimates for the year 2015 - 2016 and Revised Budget Estimates for the year 2014 - 2015 of the Corporation to the Government through the Corporation, approval as permissible under the provisions of A.P. Municipal Corporations Act, 1994 read with GHMC Act, 1955.

Sd// -
District Collector &
Special Officer,
Greater Warangal Municipal Corporation.

GREATER WARANGAL MUNICIPAL CORPORATION

MINUTES OF THE SPECIAL (BUDGET) MEETING OF THE STANDING COMMITTEE, GWMC HELD ON 15th, THE JULY, 2015 IN THE CHAMBERS OF THE DIST COLLECTOR & SPECIAL OFFICER, GWMC, COLLECTORATE, WARANGAL.

**PRESENT:- SMT KARUNA VAKATI, I.A.S.,
DIST. COLLECTOR & SPL. OFFICER, GWMC.**

Resolution No.211, dated:15-07-2015, of the Standing Committee, GWMC – **Budget Estimates for the year 2015 – 2016** and Revised Budget Estimates for the year 2014 – 2015 of the Greater Warangal Municipal Corporation – **Annual Income and Expenditure of the Corporation** is prepare by the Commissioner, GWMC – Approved by the Standing Committee – Recommended to the Government through the Corporation - **Approval** – Lade before the Corporation – Approval – Requested.

RESOLUTION No.107, DAED:15-07-2015.

The Corporation accorded approval to the Budget Estimates for the year 2015 – 2016 and Revised Budget Estimates for the year 2014 – 2015 of the Greater Warangal Municipal Corporation as proposed by the Commissioner, GWMC and as approved by the Standing Committee, GWMC and its Resolution No.211, dated:15-07-2015 as permissible under the provisions of A.P. Municipal Corporations Act, 1994 read with GHMC Act, 1955 as detailed below. Further, the Corporation recommended the Budget Estimates for 2015 – 2016 and Revised Budget Estimates for 2014 – 2015 of the Corporation to the Government for its approval.

BUDGET 2015 – 2016 BUDGET: SUMMARY

Budget Code	Budget Head	Budget Estimate			
	Description	Actuals	BE	RBE	BE
		2013-14	2014-15	2014-15	2015-16
	<i>Opening Balance (Cash & Bank)</i>	312.22	3,322.39	994.17	1,075.90
	Revenue Account				
1	Receipts	6,320.38	13,798.03	11,145.89	13,798.03
2	Expenditure	5,282.62	9,523.93	4,538.50	11,150.61
2.1	Revenue Surplus/ (Deficit)	1,037.76	4,274.10	6,607.39	2,647.42
	Capital Account				
3	Receipts	4,598.42	7,314.09	776.00	38,377.48
3.1	Surplus Transfer for Works		-		-
4	Expenditure	5,059.35	8,293.97	7,301.66	40,335.00
4.1	Capital Surplus/ (Deficit)	(460.93)	(979.88)	(6,525.66)	(1,957.52)
	Net Surplus	576.83	3,294.22	81.73	689.90

	Loan Repayment				
5	Out-goings	-	965.72	-	1,522.42
	Opening Balance (Net Current Assets) (Excluding Cash & Bank Balance)	507.50	498.52	402.38	1,075.90
	Revenue Advances				
6	Recoveries	-	3.00	-	6.00
6	Out-goings		3.00	-	6.00
6.1	Surplus/(Deficit)		-	-	
	Capital Advances				
7	Recoveries		-	-	
7	Out-goings	-	40.00	-	10.00
7.1	Surplus/(Deficit)	-	40.00	-	50.00
	Deposits, Receivables, Payables & Provisions				
8	Recoveries	1,945.40	2,563.15	2,457.39	2,738.50
8	Out-goings	2,050.52	2,563.15	2,457.39	2,738.50
8.1	Surplus/(Deficit)		-	-	
	Closing Balance (Net Current Assets) (Excluding Cash & Bank Balance)	402.38	538.50	402.38	1,035.90
	Reserves & Scheme Funds	-	-	-	-
	Closing Balance (Cash & Bank)	994.17	5,610.89	1,075.90	283.38
	Statutory Balance (5%)	316.02	689.90	557.29	689.90

Sd/-
Dist. Collector &
Spl. Officer, GWMC.

BUDGET TABLES
BUDGET : SUMMARY

Rs in Lakhs

A/c Head	Description	Actuals 2013 - 14	BE 2014 - 15	RBE 2014 - 15	BE 2015 - 16
Opening Balances (Cash & Bank)		495.00	495.00	312.22	3,322.39
Revenue Account					
01	Receipts	6,962.66	11,300.99	10,139.34	13,798.03
02	Expenditure	4,778.32	5,806.62	5,947.53	9,523.93
02.1	Revenue Surplus/(Deficit)	2,184.34	5,494.37	4,191.81	4,274.10
Capital Account					
03	Receipts	255.19	4,503.00	744.66	7,314.09
03.1	Surplus Transfer for Works	-	-	-	-
04	Expenditure	2,609.81	3,036.64	1,819.30	8,293.97
04.1	Capital Surplus/(Deficit)	-2,354.62	1,466.36	-1,074.64	-979.88
Net Surplus (02.1-03.1+04.1)		-170.28	6,960.73	3,117.17	3,294.22
Loan Repayment					
05	Out-goings	-	188.84	116.00	965.72
Opening Balance (Net Current Assets) (Excluding Cash & Bank Balances)		495.00	495.00	507.50	498.50
Revenue Advances					
06	Recoveries	2.77	2.60	2.60	3.00
06	Out-goings	2.77	2.60	2.60	3.00
06.1	Surplus/(Deficit)	-	-	-	-
Capital Advances					
07	Recoveries	-	-	-	-
07	Out-goings	26.55	-	-	40.00
07.1	Surplus/(Deficit)	-26.55	-	-	-40.00
Deposits, Receivables, Payables & Provisions					
08	Recoveries	1,489.23	411.56	1,370.57	2,563.15
08	Out-goings	1,475.18	411.56	1,361.57	2,563.15
08.1	Surplus/(Deficit)	14.05	-	9.00	-
Closing Balance (Net Current Assets) (Excluding Cash & Bank Balances)		507.50	495.00	498.50	538.50
Reserves & Scheme Funds		-	-	-	-
Closing Balances(Cash & Bank)		312.22	7,266.89	3,322.39	5,610.89
	Statutory Balance (5%)	348.13	568.55	506.97	689.90

GREATER WARANGAL MUNICIPAL CORPORATION
BUDGET 2015 - 2016

01-REVENUE RECEIPTS BY SOURCE

(Rs.in Lakhs)

BUDGET HEAD		ACTUALS 2013 - 14	Budget Estimate		
			BE 2014 - 15	RBE 2014 - 15	BE 2015 - 16
A/c Head	DESCRIPTION				
110	Tax Revenue	3660.61	5525.00	5554.88	6592.80
120	Assigned Revenues & Compensations.	1527.61	1574.95	1716.10	2066.10
130	Rental Income form Municipal properties.	105.09	112.50	132.52	186.50
140	Fees and User charges	727.36	2942.40	1922.27	2905.90
150	Sale & Hire Charges	2.36	27.10	17.00	36.00
160	Revenue Grants, Contribution & Subsidies	781.68	1094.04	561.40	1667.73
170, 171, 180	Other Income (Income from investment, and Interest earned)	157.95	25.00	235.17	343.00
Total: Revenue Receipts by Source		6962.66	11300.99	10139.34	13798.03

GREATER WARANGAL MUNICIPAL CORPORATION

BUDGET 2014 - 15

02-REVENUE EXPENDITURE BY CATEGORY

(Rs.in Lakhs)

BUDGET HEAD		ACTUALS 2013 - 14	Budget Estimate		
			BE 2014 - 15	RBE 2014 - 15	BE 2015 - 16
A/c Head	DESCRIPTION				
	REVENUE EXPENDITURE				
210	Establishment Expenses (Excluding Treasury payments)	1707.98	3301.22	7.87	3696.89
220	Administrative Expenses	443.57	754.80	423.88	1132.00
230	Operations & Maintenance	7428.56	4038.25	3990.75	5270.72
240	Interest & Finance Charges	0.00	16.51	5.00	5.00
250	Programme Expenses	277.54	1062.93	111.00	1046.00
	Total: Revenue Expenditure	9857.65	9173.71	4538.50	11150.61
290	Transfer to Reserve Funds	0.00	979.88	0.00	1957.52
	Total: Expenditure including Transfer to Reserve Funds	9857.65	10503.81	4538.50	13108.13

WARANGAL MUNICIPAL CORPORATION
BUDGET 2014 - 15
03-CAPITAL RECEIPTS BY SOURCE

(Rs.in Lakhs)

BUDGET HEAD		ACTUALS 2013 - 14	Budget Estimate		
			BE 2014 - 15	RBE 2014 - 15	BE 2015 - 16
A/c Head	Description				
320	Grants, Contribution for Specific Purpose				
10	Central Government	0.00	1480.20	0.00	9100.00
20	State Government	4578.42	5743.89	756.00	29017.48
40	Financial Institutions	0.00	30.00	0.00	200.00
80	Others (Public Contribution for Works)	20.00	60.00	20.00	60.00
	Total: Capital Receipts	4598.42	7314.09	776.00	38377.48

WARANGAL MUNICIPAL CORPORATION

BUDGET 2014 - 15

04-CAPITAL EXPENDITURE BY CATEGORY

(Rs.in Lakhs)

BUDGET HEAD		ACTUALS 2013 - 14	Budget Estimate		
			BE 2014 - 15	RBE 2014 - 15	BE 2015 - 16
A/c Head	Description				
412	Capital Works -in-Progress				
00	General				
00	Lands and Land Improvements	50.35	780.00	0.00	1565.00
00	Buildings	370.00	1210.00	1060.00	2910.00
00	Roads and Pavements	940.00	1270.00	1270.00	10420.00
00	Storm Water Drainage	400.00	650.00	650.00	650.00
00	Water Supply and Sewerage	45.00	30.00	30.00	30.00
00	Street Lighting	530.00	600.00	600.00	800.00
00	Vehicles	0.00	100.00	136.66	120.00
00	Machinery and Equipment	0.00	200.00	0.00	570.00
00	Furniture and Fixtures	14.00	40.00	40.00	70.00
00	Water Works	345.00	330.00	430.00	505.00
00	Heritage City Project	0.00	0.00	0.00	4000.00
Total Expenditure (Excluding UCD)		2694.35	5210.00	4216.66	21640.00
00	Urban community Development (Inclusive of Earmarked funds)	2365.00	3083.97	3085.00	18695.00
Total Capital Expenditure		5059.35	8293.97	7301.66	40335.00

**WARANGAL MUNICIPAL CORPORATION
BUDGET 2014 - 15**

05-LOAN REPAYMENT (OUT GOINGS)

(Rs.in Lakhs)

BUDGET HEAD		ACTUALS 2013 - 14	Budget Estimate		
			BE 2014 - 15	RBE 2014 - 15	BE 2015 - 16
A/c Head	Description				
	Recoveries (Out Goings)				
330	Secured Loans	0.00	0.00	0.00	0.00
60	Other Term Loans (HUDCO)	0.00	0.00	0.00	1522.42
	Total: Out Goings	0.00	0.00	0.00	1522.42

WARANGAL MUNICIPAL CORPORATION
BUDGET 2014 - 15
06 - REVENUE ADVANCES (RECOVERIES & OUT GOINGS)

(Rs.in Lakhs)

BUDGET HEAD		ACTUALS 2013 - 14	Budget Estimate		
			BE 2014 - 15	RBE 2014 - 15	BE 2015 - 16
A/c Head	Description				
25 460-10 & 50	A - Recoveries (Receipts)	0.00	0.00	0.00	6.00
460-10 & 50	B - Out goings (Payments)	0.00	0.00	0.00	6.00

WARANGAL MUNICIPAL CORPORATION

BUDGET 2015 - 16

07 - CAPITAL ADVANCES (RECOVERIES & OUT GOINGS)

(Rs.in Lakhs)

BUDGET HEAD		ACTUALS 2013 - 14	Budget Estimate		
			BE 2014 - 15	RBE 2014 - 15	BE 2015 - 16
A/c Head	Description				
460-40 & 50	Recoveries (Receipts) Loans, Advances and Deposits	0.00	0.00	0.00	10.00
460-40 & 50	Outgoings (Payments) Loans Advances & Deposits	0.00	40.00	0.00	50.00

WARANGAL MUNICIPAL CORPORATION

BUDGET 2015 - 16

08 - DEPOSITS

(Rs.in Lakhs)

BUDGET HEAD		ACTUALS 2013 - 14	Budget Estimate		
			BE 2014 - 15	RBE 2014 - 15	BE 2015 - 16
A/c Head	Description				
340 & 350	Sundry Debtors (Receivables)	1945.40	1122.21	2457.39	2738.50
340 & 350	Outgoings (Payments)	2050.52	1122.21	2457.39	2738.50

01-REVENUE RECEIPTS BY SOURCE

(Rs. in lakhs)

A/c Head	Budget Head Description		DETAILED HEAD	E-CODE	Actuals 2013-14	B.E 2014 - 15	ACTUALS 2014 - 15 (09/2014)	RBE 2014-15	BE 2015-16
110	Tax Revenues		1. REVENUE RECEIPTS						
1	Property Tax	01	Properties - General	110-01-01	2103.76	2001.50	767.00	3392.04	2001.50
		02	Vacant Land	110-01-02	103.69	150.00	125.00	243.06	150.00
		03	State Government Properties	110-01-03	136.19	750.00	94.54	150.00	750.00
		04	State Government Undertaking Properties	110-01-04	70.97	150.00	73.18	750.00	150.00
		05	Central Government Undertaking Properties	110-01-05	53.64	200.00	16.72	200.00	200.00
		06	Service Charges in lieu of Property Tax from Railways	110-01-06	7.50	150.00	3.75	150.00	150.00
	Sub total: 110-01				2475.75	3401.50	1080.19	4885.10	3401.50
2	Water Tax	01	Properties -Water Tax	110-02-01	508.22	1416.00	212.00	1512.65	1416.00
	Sub Total: 110-02				508.22	1416.00	212.00	1512.65	1416.00
3	Sewerage Tax	01	Properties - Sewerage Tax (Drainage Tax)	110-03-01	0.00	283.20	0.00	302.10	283.20
	Sub Total: 110-03				0.00	283.20	0.00	302.10	283.20
4	Conservancy Tax	01	Properties - on public Conservancy - Scavenging tax	110-04-01	0.00	283.20	0.00	302.10	283.20
	Sub Total: 110-04				0.00	283.20	0.00	302.10	283.20
5	Lighting Tax	01	Property Tax form Public- Lighting tax.	110-05-01	0.00	1038.40	0.00	1109.13	1038.40
	Sub Total: 110-05				0.00	1038.40	0.00	1109.13	1038.40
	Total: Property tax (110-01 to 05)				2983.97	6422.30	1292.19	8111.08	6422.30
11	Advertisement Tax	01	Land Hoardings (Advertisement Tax)	110-11-01	0.00	130.00	63.25	0.00	130.00
		02	Bus Shelters	110-11-02	0.00	6.50	0.00	0.00	6.50

		03	Hoardings on Vehicles	110-11-03	0.00	1.00	0.00	0.00	1.00
		04	Traffic Signals	110-11-04	0.00	0.00	0.00	0.00	0.00
		05	Adv. Tax on Cable Operators	110-11-05	0.00	3.00	0.00	0.00	3.00
		06	Glow Sign Boards	110-11-06	0.00	8.50	0.00	26.30	8.50
		07	Uni Poles	110-11-07	0.00	14.50	0.00	14.07	14.50
		08	Footover Bridge	110-11-08	0.00	0.00	0.00	0.00	0.00
	Sub Total: 110-11				0.00	163.50	63.25	40.37	163.50
	80 Other taxes	01	Tax on Cable Operators	110-80-01	2.50	2.00	1.50	0.00	2.00
	Sub Total: 110-80				2.50	2.00	1.50	0.00	2.00
90	Tax Remission & Refund	01	Vacancy Remission	110-90-01	0.00	5.00	0.00	0.00	5.00
	Sub total: 110-90				0.00	5.00	0.00	0.00	5.00
	Total: 110 Tax Revenues				2983.97	6592.80	1356.94	8151.45	6592.80
120	Assigned Revenues & Compensations								
10	Taxes and Duties collected by others	01	Surcharge on Stamp Duty for Transfer of Immovable properties (TPT)	120-10-01	1619.00	1800.00	891.00	0.00	1800.00
		02	Entertainment Tax	120-10-02	133.00	100.00	74.00	120.00	100.00
		03	Profession Tax Compensation	120-10-03	0.00	160.00	0.00	0.00	160.00
	Sub total: 120-10				1752.00	2060.00	965.00	120.00	2060.00
20	Compensation in lieu of Taxes/ duties	01	Compensation in lieu of Octroi & Toll Tax	120-20-01	0.00	0.00	0.00	0.00	0.00

		02	Compensation in lieu of Motor Vehicles Tax	120-20-02	0.00	6.10	0.00	0.00	6.10
	Sub total: 120-20				0.00	6.10	0.00	0.00	6.10
30	Compensations in lieu of Concessions	01	Property Tax compensations due to concessions given to Tax payers	120-30-01	0.00	0.00	0.00	0.00	0.00
	Sub total: 120-30				0.00	0.00	0.00	0.00	0.00
	Total: 120 Assigned Revenues.				1752.00	2066.10	965.00	120.00	2066.10
130	Rental income from Municipal Properties								
10	Rent from Civic Amenities	01	Markets / Office Complexes / Buildings / Canteen	130-10-01	0.00	18.00	0.00	0.00	18.00
		02	Auditoriums (Planetarium)	130-10-02	0.00	2.50	0.00	0.00	2.50
		03	Function/Community Halls	130-10-03	0.00	0.00	0.00	0.00	0.00
		04	Playgrounds	130-10-04	0.00	0.00	0.00	0.00	0.00
		05	Staff Quarters	130-10-05	0.00	0.00	0.00	0.00	0.00
		06	Canteens (Public Garden)	130-10-06	3.82	10.00	1.91	0.00	10.00
		07	Stalls in Slaughter Houses	130-10-07	0.00	1.00	0.00	0.00	1.00
		08	Lease of Canteen / Cycle Stands in Slaughter houses	130-10-08	0.82	1.00	0.41	0.00	1.00
		09	Nurseries	130-10-09	0.00	0.00	0.00	0.00	0.00
		10	Lease/Rent from Parking Places	130-10-10	0.00	5.00	0.00	0.00	5.00
		11	Lease of Traffic Islands/ Central Media	130-10-11	0.00	0.00	0.00	0.00	0.00

		12	Lease of Land for Bus Shelters	130-10-12	0.00	0.00	0.00	0.00	0.00
		14	Lease of Advertisement Rights	130-10-14	0.00	0.00	0.00	0.00	0.00
		15	Shopping Complexes Rent	130-10-15	87.49	145.00	38.00	0.00	145.00
	Sub total: 130-10				92.13	182.50	40.32	0.00	182.50
30	Rent from Guest Houses	01	Rent from Guest Houses	130-30-01	4.96	4.00	2.50	3.37	4.00
	Sub total: 130-30				4.96	4.00	2.50	3.37	4.00
40	Rent from lease of lands	01	Lease of Land	130-40-01	0.00	0.00	0.00	0.00	0.00
		02	Ground Rent on-for Hoardings/ Advertisement etc.	130-40-02	0.00	0.00	0.00	0.00	0.00
	Sub total: 130-40				0.00	0.00	0.00	0.00	0.00
	Total: 130 Rental Income form Municipal properties.				97.09	186.50	42.82	3.37	186.50
140	Fees & User Charges								
10	Empanelment & Registration Charges.	01	Registration of Contractors, Agencies, Establishment etc	140-10-01	4.93	10.00	2.60	16.00	10.00
		02	Technical Professionals	140-10-02	0.00	10.00	0.00	0.00	10.00
	Sub total: 140-10				4.93	20.00	2.60	16.00	20.00
11	Licensing Fees								
		01	Trade License fees (D.&O Trade)	140-11-01	110.44	350.00	20.20	0.00	350.00
		02	Cattle Pounding fee	140-11-02	0.00	2.00	0.00	2.00	2.00
		03	Licensing of Animals	140-11-03	0.00	1.00	0.00	1.00	1.00

		04	Licence fee from Butchers, Traders in Slaughter houses.	140-11-04	3.60	6.00	3.20	0.00	6.00
		05	Meat, Beaf and Poultry trade Licence fee	140-11-05	0.00	10.00	0.00	0.00	10.00
		06	Encroachment Fee	140-11-06	1.54	6.00	0.00	8.99	6.00
	Sub total :140-11				115.58	375.00	23.40	11.99	375.00
12	Fees for Grant of Permit	01	Layout/Sub-division permit fee	140-12-01	0.63	5.00	1.50	19.40	5.00
		02	Building Permit Fee	140-12-02	366.85	300.00	397.00	741.83	300.00
		03	Fee for Erection of Hordings	140-12-03					
		04	Intensive Zoning Fee	140-12-04	0.00	0.00	0.00	0.00	0.00
		05	Film Shooting in Parks	140-12-05	0.00	0.00	0.00	0.00	0.00
		06	Animal Slaughtering Fee	140-12-06	0.00	0.00	0.00	0.00	0.00
	Sub total: 140-12				367.48	305.00	398.50	761.23	305.00
13	Fees for Certificate of Extract	01	Fee for Supply of Certified copy of plan	140-13-01	12.79	20.00	14.60	26.57	20.00
		02	Birth & Death Certificates fee	140-13-02	0.40	12.00	0.00	0.00	12.00
	Sub total: 140-13				13.19	32.00	14.60	26.57	32.00
14	Development Charges	01	Building Development Charges	140-14-01	0.00	10.00	0.00	0.00	10.00
		02	Betterment Charges	140-14-02	151.36	200.00	149.00	293.88	200.00
		03	External Betterment Charges	140-14-03	41.22	60.00	44.70	88.30	60.00
		04	Special Development Contribution (Harvestings)	140-14-04	53.28	55.00	64.80	90.38	55.00
		05	Impact Fee (Cell Towers)	140-14-05	49.30	80.00	59.70	0.00	80.00

		06	Un-Authorized Colony Improvement Contribution	140-14-06	0.00	0.00	0.00	0.00	0.00
		07	Open Space Contribution (10%)	140-14-07	10.28	20.00	99.20	270.61	20.00
		08	Parking Contribution	140-14-08	0.00	5.00	0.00	0.00	5.00
		09	Postage & Advertisement Charges	140-14-09	0.00	2.00	0.00	0.00	2.00
		10	Other town planning receipts (Change of Land etc)	140-14-10	5.45	6.00	39.44	56.53	6.00
	Sub total: 140-14				310.89	438.00	456.84	799.70	438.00
15	Regularization Fees	01	Building Regularization Scheme (B.R.S.)	140-15-01	13.88	0.00	0.00	13.88	0.00
	Sub total: 140-15				13.88	0.00	0.00	13.88	0.00
20	Penalties and Fines	01	Penalty on Property tax on Un-authorized Constructions	140-20-01	35.98	10.00	82.70	20.00	10.00
		02	Liquidated damages on Contractors	140-20-02	0.00	5.00	0.00	0.00	5.00
		03	Continuing Penalty for Un-authorized Construction	140-20-03	0.00	0.00	0.00	0.00	0.00
		04	Spot Fines	140-20-04	0.00	1.00	0.00	0.00	1.00
	Sub total: 140-20				35.98	16.00	82.70	20.00	16.00
40	Other Fees	01	Advertisement Fees	140-40-01	9.03	0.00	3.39	8.80	0.00
		02	Admission Fees (Information Act, 2005)	140-40-02	0.07	0.80	0.01	0.00	0.80
		03	Sports Fee	140-40-03	7.89	10.00	6.95	14.45	10.00
		05	Survey fees (Processing Fee)	140-40-05	5.75	30.00	3.80	8.20	30.00
		06	Water Tap Connection/ Disconnection Charges	140-40-06	57.60	90.00	30.04	58.21	90.00
		07	Notice Fees	140-40-07	0.00	0.00	0.00	0.00	0.00

		08	Warrant & Distrain Fees	140-40-08	0.00	0.00	0.00	0.00	0.00
		09	Mutation Fees	140-40-09	105.75	200.00	59.50	121.63	200.00
		10	Property Transfer Charges	140-40-10	0.00	0.00	0.00	0.00	0.00
		11	Other Fees (Fines)	140-40-11	4.32	70.00	25.62	17.83	70.00
	Sub total: 140-40				190.41	400.80	129.31	229.12	400.80
50	User Charges	05	Garbage Collection Charges	140-50-05	0.50	20.00	0.00	0.00	20.00
		06	Littering and Debris Collection Charges.	140-50-06	20.00	3.00	15.00	3.00	3.00
		07	Storm water drainage charges	140-50-07	0.00	0.00	0.00	0.00	0.00
		08	Special Sanitation Charges	140-50-08	0.09	0.10	0.00	0.00	0.10
		13	Water Supply	140-50-13	0.00	900.00	0.00	0.00	900.00
		15	Water Tanker	140-50-15	1.63	6.00	0.37	0.85	6.00
		16	Meter Charges	140-50-16	37.26	80.00	21.00	0.00	80.00
		17	Lighting Charges	140-50-17	0.83	0.00	0.00	1.00	0.00
		21	Parking Fees	140-50-21	0.00	0.00	0.00	0.00	0.00
	Sub total: 140-50				60.31	1009.10	36.37	4.85	1009.10
60	Entry Fees	01	Park Entrance Fees	140-60-01	0.00	5.00	0.00	0.00	5.00
		03	Swimming Pool user Fee	140-60-03	0.00	0.00	0.00	0.00	0.00
	Sub total: 140-60				0.00	5.00	0.00	0.00	5.00
70	Service / Administrative charges	01	Road Cutting & Restoration Charges	140-70-01	0.65	100.00	0.00	37.65	100.00
		02	Administrative Charges for Labour cess collection	140-70-02	0.00	0.00	61.34	70.00	0.00

		03	Plan Preparation Charges	140-70-03	0.00	0.00	0.00	0.00	0.00
		04	Removal of Un-authorized Hoardings	140-70-04	0.00	4.00	0.00	0.00	4.00
		05	Administrative charges for demolition	140-70-05	0.00	4.00	0.00	0.00	4.00
		06	Administrative charges for Removal of Encroachments	140-70-06	0.00	20.00	0.00	0.00	20.00
		07	Administrative charges for Removal of Public Nuisances	140-70-07	0.00	0.00	0.00	0.00	0.00
		08	Administrative Charges for Deposit Works	140-70-08	0.00	0.00	0.00	0.00	0.00
		09	NOC of Public Health Section	140-70-09	5.37	10.00	0.51	0.00	10.00
		11	Water Supply - Tap Estimation Charges	140-70-11	108.90	140.00	52.82	111.45	140.00
		12	Water Supply - Tap repairs	140-70-12	0.00	10.00	0.00	0.00	10.00
	Sub total: 140-70				114.92	288.00	114.67	219.10	288.00
80	Other Charges	01	Compounding Fee	140-80-01	19.40	15.00	0.00	57.66	15.00
	Sub total: 140-80				19.40	15.00	0.00	57.66	15.00
90	Fees Remission and Refund	01	Refund Fee	140-90-01	1.45	2.00	0.42	0.97	2.00
	Sub total: 140-90				1.45	2.00	0.42	0.97	2.00
	Total: 140 Fees and User charges				1248.42	2905.90	1259.41	2161.07	2905.90
150	Sale & Hire Charges								
10	Sale of Products	01	Supply of Tree guards	150-10-01	0.00	0.00	0.00	5.00	0.00
		05	Sale of Trees and Plants	150-10-05	0.00	0.00	0.00	0.00	0.00
		08	Sale of Garbage	150-10-08	0.00	5.00	0.00	0.00	5.00

	Sub total: 150-10				0.00	5.00	0.00	5.00	5.00
11	Sale of Forms & Publications	01	Cost of Tender Schedules	150-11-01	6.60	25.00	8.19	0.00	25.00
		02	Sale of Data, Plans & Maps	150-11-02	0.00	1.00	0.00	0.00	1.00
		03	Sale of Electoral rolls	150-11-03	0.48	0.00	0.24	0.00	0.00
		06	Sale of stock/ stores	150-11-06	0.00	0.00	0.00	0.00	0.00
	Sub total: 150-11				7.08	26.00	8.43	0.00	26.00
12	Sale of stores & scrap	01	Obsolete stores	150-12-01	0.00	0.00	0.00	5.00	0.00
		02	Scrap	150-12-02	0.02	5.00	0.00	0.00	5.00
	Sub total: 150-12				0.02	5.00	0.00	5.00	5.00
30	Sale of others	01	Assets (Sale of Land and Buildings)	150-30-01	0.00	0.00	0.00	0.00	0.00
		02	Sale of Old newspapers	150-30-02	0.00	0.00	0.00	0.00	0.00
	Sub total: 150-30				0.00	0.00	0.00	0.00	0.00
40	Hire Charges for Vehicles	01	Rollers	150-40-01	0.00	0.00	0.00	0.00	0.00
		02	Tools & Equipments	150-40-02	0.00	0.00	0.00	0.00	0.00
	Sub total: 150-40				0.00	0.00	0.00	0.00	0.00
	Total 150 Sale & Hire Charges				7.10	36.00	8.43	10.00	36.00
160	Revenue Grants, Contributions and Subsidies								
10	Revenue Grant	01	Road Maintenance Grant	160-10-01	0.00	400.00	0.00	400.00	400.00
		02	Per Capita Grant	160-10-02	0.00	36.80	0.00	0.00	36.80

		03	Census Grant	160-10-03	0.00	45.00	0.00	0.00	45.00
		06	State Finance Commission Grant	160-10-06	0.00	0.00	0.00	0.00	0.00
		07	MEPMA - Release of subsidies to SHG and etc	160-10-07	53.83	185.93	14.00	0.00	185.93
		08	Vaddileni Runalu (VLR)	160-10-08	176.56	700.00	127.00	0.00	700.00
	Sub total: 160-10				230.39	1367.73	141.00	400.00	1367.73
20	Reimbursement of Expenses								
		01	Reimbursement of Election Expenses	160-20-01	0.00	0.00	0.00	0.00	0.00
		02	External aided Projects	160-20-02	0.00	0.00	0.00	0.00	0.00
	Sub total: 160-20				0.00	0.00	0.00	0.00	0.00
30	Contribution towards Schemes	05	Water Supply Donation	160-30-05	0.06	300.00	0.00	300.00	300.00
		06	Sewerage Donation	160-30-06	0.00	0.00	0.00	0.00	0.00
	Sub total: 160-30				0.06	300.00	0.00	300.00	300.00
	Total: 160 Revenue Grants, Contributions & Subsidies				230.45	1667.73	141.00	700.00	1667.73
170	Income from Investments								
10	Investments	01	Fixed Deposits with Banks	170-10-01	0.00	160.00	0.00	0.00	160.00
	Sub total: 170-10				0.00	160.00	0.00	0.00	160.00
	Total: 170 - Income from Investments				0.00	160.00	0.00	0.00	160.00
171	Interest Earned								

10	Interest from Bank Accounts	01	S.B. Accounts	171-10-01	0.00	80.00	0.00	0.00	80.00
	Sub Total: 171-10				0.00	80.00	0.00	0.00	80.00
	Total:171 Interest Earned				0.00	80.00	0.00	0.00	80.00
180	Other Income								
40	Recovery from Employees	01	Recovery of Private Trunk Call & Cell Phone Charges	180-40-01	0.79	1.50	0.56	0.00	1.50
	Sub total: 180-40				0.79	1.50	0.56	0.00	1.50
80	Miscellaneous Income								
		05	Penalties	180-80-05	0.56	1.50	11.82	0.00	1.50
		06	Other Income	180-80-06	0.00	100.00	0.00	0.00	100.00
	Sub total: 180-80				0.56	101.50	11.82	0.00	101.50
	Total: 180 Other Income				1.35	103.00	12.38	0.00	103.00
	Grand Total: Revenue Receipts by Source				6320.38	13798.03	3785.98	11145.89	13798.03

2 REVENUE EXPENDITURE BY CATEGORY

(Rs. in lakhs)

A/c Head	Budget Head Description	DETAILED HEAD	E-CODE	Actuals 2013-14	B.E 2014 - 15	ACTUALS 2014 - 15 (09/ 2014)	RBE 2014-15	BE 2015-16	
210	Establishment Expenses	2. REVENUE EXPENDITURE							
10	Salaries, Wages and Bonus	01	Basic Pay	210-10-01	1407.34	2990.00	689.85	1474.86	1774.86
		02	Dearness Allowance	210-10-02	770.32	982.47	472.92	1087.75	1305.30
		03	House Rent Allowance	210-10-03	268.47	406.15	0.17	300.00	380.00
		04	CCA	210-10-04	12.30	25.00	6.05	8.57	46.08
		05	Conveyance Allowance	210-10-05	4.51	6.74	2.18	9.21	11.05
		06	Interim Relief	210-10-06	86.25	403.69	178.81	566.34	178.86
		07	Surrender Leave Encashment	210-10-07	640.00	130.46	650.98	700.00	1848.00
		09	Honorarium/Sitting Fees to Corporators	210-10-09	0.00	36.00	0.00	0.00	36.00
		10	Honorarium - others (Hon'ble Mayor & Dy. Mayor, Standing Committee Chairperson)	210-10-10	0.00	30.00	0.00	0.00	30.00
		11	Wages to workers through Placement Agencies (Sanitation, Malaria, Electrical, Water supply etc)	210-10-11	1610.57	3130.34	413.53	0.00	3500.00
		12	Pensionary Contribution	210-10-12	22.00	43.70	14.83	0.00	45.00
		14	Subsistence Allowance	210-10-14	0.00	0.00	0.00	0.00	0.00
		21	Wages to workers through placement Agencies (IT Professionals)	210-10-21	42.99	41.97	21.05	0.00	45.00
		22	Special Pay	210-10-22	6.40	1.00	6.43	7.87	7.89
		23	Wages to workers through placement Agencies (Security Guard & Police Dept)	210-10-23	10.05	15.91	6.90	0.00	17.00
	Sub total:210-10				4881.20	8243.43	2463.70	4154.60	9225.04
20	Benefits and Allowances	01	Leave Travel Concession	210-20-01	0.00	5.00	1.80	0.00	6.00
		02	Medical Reimbursement	210 20-02	20.00	30.00	11.00	0.00	40.00
		05	Uniform Allowance	210 20-05	15.00	30.00	8.00	0.00	30.00
		<u>06</u>	Workmen Compensation	210-20-06	0.00	3.00	7.10	0.00	10.00

		07	Training & Study Tours (Human Development Resources)	210-20-07	21.97	5.00	1.17	0.00	10.00
		09	Staff Welfare Allowance (Safety Equipments and Medical Testing)	210-20-09	0.00	1.00	1.35	0.00	1.00
		13	Addl. Charge Allowances	210-20-13	0.00	1.00	0.00	0.00	2.00
		15	Liveries to Employees & Staff	210-20-15	0.00	5.00	1.90	0.00	7.00
		16	Performance incentives	210-20-16	1.00	1.00	0.00	0.00	1.00
		19	Washing Allowance	210-20-19	1.15	2.00	0.57	2.29	4.22
		20	Physically Handicapped Allowance	210-20-20	3.65	4.30	1.63	0.00	6.00
	Sub total:210-20				62.77	87.30	34.52	2.29	117.22
	Total:210 Establishment Expenses				4943.97	8330.73	2498.22	4156.89	9342.26
		(-) Less	Establishment Expenses (Treasury Payable) Head of A/c:210-10-01 to 07, 12, 14 and 210-20-01 to 2, 19 and 20		3235.99	5029.51	2030.79	4149.02	5645.37
	Total:210 Establishment Expenses(Actual Establishment Expenses)				1707.98	3301.22	467.43	7.87	3696.89
220	Administrative Expenses								
10	Rent, Rates, Taxes	02	Rates and Taxes (Service Tax, Road permit tax, VAT, Water cess, Supervisory charges for Technical persons etc.)	220-10-02	104.87	185.00	8.16	0.00	300.00
		03	Insurance Charges (On Fixed Assets of ULB & Work Insurance etc.)	220-10-03	0.00	50.00	0.00	0.00	50.00
	Sub Total:220-10				104.87	235.00	8.16	0.00	350.00
11	Office Maintenance	01	Electricity Charges	220-11-01	20.00	6.00	10.96	0.00	22.00
	Sub total: 220-11				20.00	6.00	10.96	0.00	22.00
12	Communication Expenses	01	Telephone	220-12-01	3.52	3.30	5.38	0.00	4.00
		02	Mobiles	220-12-02	15.83	14.00	0.32	0.00	15.00
		03	Faxes	220-12-03	1.76	4.00	0.88	0.00	5.00
		04	Wireless Sets	220-12-04	14.07	15.00	1.00	0.00	10.00
	Sub total: 220-12				35.18	36.30	7.58	0.00	34.00
20	Books & Periodicals	01	Newspapers & Journals	220-20-01	1.10	0.50	0.50	1.15	1.00
		02	Magazines	220-20-02	0.00	0.50	0.00	0.00	0.50
	Sub total: 220-20				1.10	1.00	0.50	1.15	1.50

21	Printing and Stationery	01	Printing	220-21-01	35.97	15.00	6.73	20.00	30.00
		02	Stationery	220-21-02	1.42	30.00	13.69	0.00	35.00
		03	Computer Consumables	220-21-03	11.67	50.00	25.54	0.00	60.00
		04	Service postage	220-21-04	0.54	2.00	0.10	0.00	2.50
	Sub total: 220-21				49.60	97.00	46.06	20.00	127.50
30	Traveling & Conveyance	01	Travelling - In land	220-30-01	0.00	2.00	1.77	0.00	3.00
		02	Travelling - Abroad	220-30-02	0.00	5.00	0.00	0.00	30.00
		04	Hiring charges for Vehicles (Other than conservancy)- Light Vehicles.	220-30-04	37.04	134.00	65.06	90.17	150.00
	Sub total: 220-30				37.04	141.00	66.83	90.17	183.00
40	Insurance	02	Vehicles	220-40-02	0.00	30.00	16.24	30.00	50.00
	Sub total: 220-40				0.00	30.00	16.24	30.00	50.00
51	Legal Expenses	01	Legal Fees	220-51-01	1.56	25.00	4.11	10.56	25.00
		04	Fees to Standing Counsel and Special Counsel	220-51-04	6.76	10.00	4.00	0.00	10.00
	Sub total: 220-51				8.32	35.00	8.11	10.56	35.00
52	Professional and other Fees	01	Consultancy Charges	220-52-01	22.35	16.00	26.32	50.00	50.00
		02	Other Professional Charges	220-52-02	3.07	5.00	1.54	0.00	7.00
	Sub total: 220-52				25.42	21.00	27.86	50.00	57.00
60	Advertisement and Publicity	01	Advertisement - Print Media	220-60-01	116.04	80.00	66.95	120.00	150.00
		02	Advertisement -TV & Radio Media	220-60-02	5.28	3.50	2.30	6.00	10.00
		04	Hospitality / Refreshment charges	220-60-04	4.72	5.00	8.71	6.00	10.00
		05	Organisation of Fairs and Festivals	220-60-05	25.04	25.00	47.08	50.00	50.00
		06	Meetings, Seminars, Conferences and Exhibitions etc.	220-60-06	0.00	5.00	0.00	0.00	5.00
		07	Visit of Study teams VIPS etc	220-60-07	0.00	5.00	0.00	0.00	10.00
	Sub total: 220-60				151.08	123.50	125.04	182.00	235.00
61	Membership & Subscriptions	01	Contribution to City Managers Association of A.P	220-61-01	0.00	1.00	0.00	0.00	1.00
		02	Subscription and Membership fee	220-61-02	0.00	1.00	0.00	0.00	1.00
	Sub total: 220-61				0.00	2.00	0.00	0.00	2.00

80	Others (Miscellaneous)	01	Miscellaneous Expenditure	220-80-01	10.70	25.00	13.40	40.00	30.00
		02	Petty contingent Expenses	220-80-02	0.26	2.00	0.13	0.00	5.00
		06	Census Expenditure (Population)	220-80-06	0.00	0.00	0.00	0.00	0.00
	Sub total: 220-80				10.96	27.00	13.53	40.00	35.00
	Total: 220 Administrative Expenses				443.57	754.80	330.87	423.88	1132.00
230	Operations & Maintenance								
10	Power & Fuel	01	Power Charges for Street Lighting	230-10-01	1800.00	900.00	429.00	900.00	1500.00
		02	Power Charges for Water Pumping	230-10-02	1070.00	1100.00	545.41	1100.00	1200.00
		03	Power charges for other services (Parks)	230-10-03	20.00	50.00	9.61	50.00	60.00
		04	Fuel to Heavy Vehicles	230-10-04	118.33	120.00	12.36	120.00	130.00
		05	Fuel to Light Vehicles	230-10-05	78.88	80.00	13.76	80.00	90.00
		06	Fuel supply for Field Staff Vehicles	230-10-06	4.00	7.00	3.60	7.00	7.00
	Sub total: 230-10				3091.21	2257.00	1013.74	2257.00	2987.00
20	Bulk Purchases	01	Sanitation/Conserv ancy Material	230-20-01	0.72	30.25	16.12	30.25	40.00
		02	Purchase of Medicines	230-20-02	0.00	4.00	3.51	10.00	5.00
	Sub total: 230-20				0.72	34.25	19.63	40.25	45.00
30	Consumption of Stores (Engg / Transport/ Medical)	05	Chemicals	230-30-05	210.33	180.00	71.55	180.00	192.00
		06	Bore well Spare Stores / Parts	230-30-06	21.52	30.00	11.00	50.00	50.00
		07	Street Lighting Materials	230-30-07	16.33	60.00	30.00	60.00	70.00
	Sub total: 230-30				248.18	270.00	112.55	290.00	312.00
40	Hire Charges	01	Water Supply	230-40-01	28.18	25.00	14.09	30.00	30.00
		02	Vehicles (SWM)	230-40-02	32.97	80.00	3.35	90.00	90.00
	Sub total: 230-40				61.15	105.00	17.44	120.00	120.00
50	Repairs & maintenance to Infrastructure Assets	01	Main Roads (Maintenance)	230-50-01	1005.57	115.00	41.99	115.00	125.62
		02	By-lane Roads	230-50-02	381.84	90.00	44.13	90.00	100.00
		03	Bridges	230-50-03	29.02	65.00	0.00	65.00	65.00

		04	Fly-Over	230-50-04	0.00	0.00	0.00	0.00	0.00
		05	Water Supply Lines	230-50-05	999.76	95.00	96.27	110.00	100.00
		06	Sewerage Lines (De-silting of Drains)	230-50-06	555.99	50.00	20.23	50.00	50.00
		07	Storm Water Drains	230-50-07	130.39	20.00	40.57	50.00	40.00
		08	Traffic Signals	230-50-08	0.00	5.00	0.00	5.00	5.00
		09	Street Lighting (Additional Poles and New Poles & Shifting of poles)	230-50-09	279.54	100.00	47.88	100.00	100.00
		10	Burial Grounds	230-50-10	108.26	50.00	20.60	50.00	60.00
		11	Road cutting Restorations	230-50-11	1.30	90.00	44.58	90.00	90.00
		12	Repairs to Electrical Motors	230-50-12	3.68	50.00	7.15	50.00	50.00
		13	Dumping yard	230-50-13	0.00	0.00	0.00	0.00	100.00
		14	Compost yard	230-50-14	0.00	0.00	1.00	0.00	50.00
		15	other repairs and maintainance	230-50-15	0.00	0.00	0.64	0.00	0.00
	Sub total: 230-50				3495.35	730.00	365.04	775.00	935.62
51	Repairs & maintenance - Civic Amenities	01	Major Parks	230-51-01	21.80	50.00	0.00	0.00	100.00
		02	Minor Parks	230-51-02	8.55	15.00	0.00	0.00	50.00
		03	Colony Parks	230-51-03	23.75	80.00	24.60	80.00	100.00
		04	Stadium	230-51-04	71.58	0.00	2.10	0.00	2.00
		07	Nursery	230-51-07	10.49	15.00	6.80	15.00	15.00
		08	Play Materials	230-51-08	27.50	10.00	0.00	10.00	15.00
		10	Market Yards	230-51-10	10.18	10.00	0.00	0.00	10.00
		11	Parking Lots	230-51-11	0.85	0.00	0.43	0.00	1.00
		12	Avenue and Other Plantations	230-51-12	0.95	15.00	9.96	0.00	20.00
		13	Maintenance of Traffic Islands / Central Media	230-51-13	0.00	10.00	4.30	0.00	12.00
		14	Repairs and Maintenance of Burial grounds	230-51-14	9.62	10.00	5.90	10.00	20.00
	Sub total: 230-51				185.27	215.00	54.09	115.00	345.00

52	Repairs & maintenance - Buildings	01	Community Halls	230-52-01	129.64	20.00	29.74	20.00	20.00
		02	Commercial Complexes	230-52-02	7.06	20.00	0.30	0.00	20.00
		03	Office Buildings Repairs	230-52-03	125.54	50.00	28.97	50.00	50.00
		04	Staff Quarters / Guest House	230-52-04	1.86	15.00	0.00	0.00	15.00
	Sub total: 230-52				264.10	105.00	59.01	70.00	105.00
53	Repairs & maintenance - Vehicles	01	Heavy Vehicles	230-53-01	17.32	70.00	9.88	70.00	80.10
		02	Light Vehicles	230-53-02	9.15	80.00	14.81	80.00	90.00
	Sub total: 230-53				26.47	150.00	24.69	150.00	170.10
59	Repairs & maintenance - Others	01	Furniture & Fixtures	230-59-01	9.29	5.00	4.15	5.00	5.00
		02	Computers & Net Work	230-59-02	2.59	25.00	3.75	25.00	30.00
		03	Electronic Equipment	230-59-03	9.67	1.00	0.50	2.00	2.00
		04	Office Equipment	230-59-04	1.54	5.00	0.20	6.00	6.00
		05	Survey & Drawing Equipment	230-59-05	0.00	10.00	0.00	0.00	10.00
		06	Plant & Machinery	230-59-06	6.54	0.00	0.84	0.00	1.00
		07	Conservancy Tools (Dumper Bins etc)	230-59-07	9.52	5.00	0.00	5.00	10.00
	Sub total: 230-59				39.15	51.00	9.44	43.00	64.00
80	Operation & Maintenance (O & M) expenses	01	Garbage Clearance (Push carts / Wheel borrow)	230-80-01	3.19	5.00	1.00	5.00	5.00
		02	Testing & Inspection	230-80-02	0.00	1.00	0.00	1.00	1.00
		03	Field Survey & Inspection	230-80-03	0.00	0.00	11.10	0.00	10.00
		04	Water Purification	230-80-04	0.00	5.00	3.52	5.00	10.00
		05	Mapping, Plotting & Drawing Expenses	230-80-05	0.00	10.00	0.01	0.00	10.00
		06	Naming & Numbering of Streets	230-80-06	0.00	25.00	0.00	26.00	26.00
		07	Demolition & Removal Expenses	230-80-07	0.00	5.00	0.20	0.00	5.00
		08	Quality Control Expenses (Third party)	230-80-08	0.00	30.00	0.60	35.00	50.00
		09	Prevention of Epidemics	230-80-09	0.00	4.00	0.00	4.00	4.00
		10	Collection and Testing of Food Samples (Vermi compost)	230-80-10	0.00	2.00	25.92	2.00	2.00
		11	Expenses on Unclaimed Dead Bodies	230-80-11	0.00	3.00	0.00	3.00	3.00

		12	Control of Stray Animals	230-80-12	3.41	20.00	9.80	30.00	30.00
		13	Sanitation/Conservancy Expenses	230-80-13	0.00	1.00	2.76	1.50	3.00
		14	Intensive/Special Sanitation including of Fairs & Festivals	230-80-14	0.00	3.00	2.25	5.00	5.00
		15	Maintenance of Garbage Dumping Yards/Transfer Stations	230-80-15	2.66	5.00	16.82	10.00	20.00
		16	Maintenance of slaughter houses	230-80-16	7.70	2.00	1.01	3.00	3.00
	Sub total: 230-80				16.96	121.00	74.99	130.50	187.00
	Total:230 - Operations & Maintenance				7428.56	4038.25	1750.62	3990.75	5270.72
240	Interest & Finance Charges								
30	Interest on Loans from Government Bodies & Associations	0	HUDCO Loans	240-30-00	0.00	16.51	0.00	0.00	0.00
	Sub total: 240-30				0.00	16.51	0.00	0.00	0.00
50	Interest on Loans	01	Interest on Loans	240-50-01	0.00	0.00	0.00	0.00	0.00
	Sub total: 240-50				0.00	0.00	0.00	0.00	0.00
70	Bank Charges	01	Miscellaneous Bank Charges	240-70-01	0.00	0.00	1.92	5.00	5.00
	sub total: 240-70				0.00	0.00	1.92	5.00	5.00
	Total:240 - Interest & Finance Charges				0.00	16.51	1.92	5.00	5.00
250	Programme Expenses								
10	Election Expenses	01	Local Body Elections	250-10-01	6.28	80.00	3.14	0.00	80.00
		02	Census (SECC & Economic Census)	250-10-02	0.00	40.00	0.00	0.00	0.00
	Sub total: 250-10				6.28	120.00	3.14	0.00	80.00
20	Own Programme (Departmental)	01	Environmental Awareness Programmes (I.E.C. Activities)	250-20-01	0.00	10.00	1.50	10.00	10.00
		02	Malaria Eradication (Mosquito Control)	250-20-02	0.00	7.00	3.20	7.00	7.00
		03	Study Tour/Trainings	250-20-03	13.74	4.00	0.00	4.00	4.00
		04	Seminars (Preparation of Development Plan and Survey)	250-20-04	0.00	5.00	2.80	5.00	5.00
		05	Voluntary Garbage Disposal Programme	250-20-05	0.00	1.00	0.00	0.00	1.00
		06	Cultural Programmes & Kakatiya Festivals	250-20-06	66.64	10.00	4.80	70.00	15.00
		07	Community Organisation / Mobilization	250-20-07	0.00	5.00	0.00	0.00	6.00

		09	Summer/Winter Coaching Camps	250-20-09	0.08	10.00	6.80	10.00	15.00
		10	Aasara for Old Age / Senior Citizens / programme Expenses	250-20-10	4.00	5.00	0.00	5.00	6.00
	Sub total: 250-20				84.46	57.00	19.10	111.00	69.00
30	Share in Programme of others (Social Welfare Programme)	01	Night shelters	250-30-01	0.00	0.00	0.00	0.00	0.00
		03	Empowerment of SHGs	250-30-03	10.24	185.93	58.54	0.00	187.00
		04	Paavala Vaddi	250-30-04	176.56	700.00	127.00	0.00	710.00
	Sub total: 250-30				186.80	885.93	185.54	0.00	897.00
	Total: 250 Programme Expenses				277.54	1062.93	207.78	111.00	1046.00
260	Revenue Grant, Contributions and Subsidies								
20	Contributions	1	JnNURM Funds (WMC Contribution)	260-20-01	0.00	0.00	0.00	0.00	0.00
		2	RAY Funds (WMC Contribution)	260-10-02	24.97	350.22	6.99	0.00	0.00
	SubTotal: 260-20				24.97	350.22	6.99	0.00	0.00
	Total: 260 Revenue Grants, Contributions & Subsidies				24.97	350.22	6.99	0.00	0.00
	Total: Revenue Expenditure				9882.62	9523.93	2765.60	4538.50	11150.61
290	Transfer to Reserve Funds								
10	Transfer to Capital Fund	2	UCD Fund	290-10-02	0.00	979.88	0.00	0.00	1957.52
	SubTotal: 290-10				0.00	979.88	0.00	0.00	1957.52
	Total: 290 Transfer to Reserve Funds				0.00	979.88	0.00	0.00	1957.52
	Total: Expenditure including Transfer to Reserve Funds				9882.62	10503.81	2765.60	4538.50	13108.13

03- CAPITAL RECEIPTS BY SOURCE

(Rs. in lakhs)

A/c Head	Description	DETAILED HEAD		E-CODE	Actuals 2013-14	B.E 2014 - 15	ACTUALS 2014 - 15 (09/ 2014)	RBE 2014-15	BE 2015-16
		3. CAPITAL RECEIPTS							
311	Earmarked Funds								
10	Special Funds	06	UCD Fund	311-10-06	0.00	979.88	0.00	0.00	1957.52
	Sub Total: 311-10				0.00	979.88	0.00	0.00	1957.52
	Total: 311 Earmarked Funds				0.00	979.88	0.00	0.00	1957.52
320	Grants, Contribution for Specific Purpose								
10	Central Government	03	RAY - G.O.I Share	320-10-03	0.00	1480.20	0.00	0.00	0.00
		04	Housing for All		0.00	0.00	0.00	0.00	4500.00
		05	Individual Toilets		0.00	0.00	0.00	0.00	600.00
		07	Heritage City Project	320-10-07	0.00	0.00	0.00	0.00	4000.00
	Sub Total:320-10				0.00	1480.20	0.00	0.00	9100.00
20	State Government	01	Water Supply Last Mile connectivity.	320-20-01	0.00	115.90	0.00	0.00	0.00
		02	XIII th Finance Commission	320-20-02	64.29	2500.00	2825.15	0.00	2000.00
		03	MP Local Area Development	320-20-03	3.83	100.00	5.00	0.00	100.00
		04	Assembly Constituency Development Programme (MLA)	320-20-04	150.00	250.00	61.52	250.00	250.00
		08	Road Development (Improvement & Widening)	320-20-08	0.00	0.00	0.00	0.00	10000.00
		20	Natural Calamities Grant Flood & Drought	320-20-20	30.00	500.00	0.00	40.00	100.00
		23	RAY - GoAP Share	320-20-23	9.30	1077.99	0.00	0.00	0.00
		24	Fisheries Grant (NFDB)	320-20-24	0.00	240.00	0.00	0.00	240.00
		25	Housing for All	320-20-25	0.00	0.00	0.00	0.00	10500.00
		26	BRGF Grant	320-20-26	4221.00	400.00	4317.00	416.00	4167.48
		27	Special Development fund	320-20-27	0.00	300.00	0.00	0.00	200.00

		28	Multipurpose Community hall	320-20-28	100.00	100.00	0.00	0.00	100.00
		29	Corporation / Circle / Ward office Buildings	320-20-29	0.00	150.00	0.00	0.00	150.00
		30	Construction of Skill upgradation Center (HUDCO)	320-20-30	0.00	10.00	0.00	50.00	10.00
		31	Individual Toilets		0.00	0.00	0.00	0.00	1200.00
	Sub total: 320-20				4578.42	5743.89	7208.67	756.00	29017.48
40	Financial Institutions	1	Loan from Banks and Others	320-40-01	0.00	30.00	0.00	0.00	200.00
	Sub total: 320-40				0.00	30.00	0.00	0.00	200.00
80	Others	1	Public Contribution for Works (30%)	320-80-01	20.00	60.00	10.00	20.00	60.00
	Sub total: 320-80				20.00	60.00	10.00	20.00	60.00
	Grand Total: 320 Grants Contributions for Specific Purpose				4598.42	7314.09	7218.67	776.00	38377.48
	Total: Capital Receipts				4598.42	8293.97	7218.67	776.00	40335.00

04- CAPITAL EXPENDITURE BY SOURCE

(Rs. in lakhs)

A/c Head	Description	DETAILED HEAD	E-CODE	Actuals 2013-14	B.E 2014 - 15	ACTUALS 2014 - 15 (09/ 2014)	RBE 2014-15	BE 2015-16	
	4 CAPITAL EXPENDITURE								
412	Capital Works-in- Progres;								
00	General								
	Lands and Land Improvements	11	Land Acquisition/Land Pooling/Layout development.	412-00-11	0.00	300.00	0.00	0.00	600.00
		12	Garbage Dumping yard & Transfer points for Garbage	412-00-12	0.00	100.00	0.00	0.00	100.00
		13	Parking lots	412-00-13	0.00	10.00	0.00	0.00	15.00
		14	Major parks	412-00-14	21.80	100.00	0.00	0.00	150.00
		15	Colony parks	412-00-15	8.55	50.00	0.00	0.00	300.00
		16	Traffic Islands & Central Media	412-00-16	0.00	50.00	0.00	0.00	50.00
		17	Raising of Nurseries	412-00-17	0.00	10.00	0.00	0.00	20.00
		18	Play grounds / Stadiums	412-00-18	20.00	30.00	0.00	0.00	30.00
		19	Purchase of Plants & Avenue Plantations	412-00-19	0.00	30.00	0.00	0.00	200.00
		93	Open Space (Land Development)	412-00-93	0.00	100.00	0.00	0.00	100.00
	Total Lands & Land Improvement				50.35	780.00	0.00	0.00	1565.00
	Buildings	21	Corporation / Circle / Wards Office / Citizen service Centre Buildings & Council hall	412-00-21	100.00	300.00	0.00	120.00	300.00
		22	Markets, Shopping Complexes & other Remunerative Enterprises	412-00-22	150.00	200.00	0.00	200.00	200.00

		23	Community halls, Reading Rooms, Multipurpose Community hall & other Buildings	412-00-23	40.00	50.00	0.00	50.00	50.00
		24	Individual Toilets	412-00-26	0.00	0.00	0.00	0.00	1800.00
		27	Burial Grounds / Crematoria	412-00-27	80.00	100.00	0.00	100.00	100.00
		28	Construction of Abattoir	412-00-28	0.00	100.00	0.00	100.00	100.00
		29	Modernization of Sanitation	412-00-29	0.00	150.00	0.00	150.00	150.00
		97	Special Development fund	412-00-97	0.00	300.00	0.00	300.00	200.00
		98	Construction of Skill pgradation Center	412-00-98	0.00	10.00	0.00	40.00	10.00
	Total: Buildings				370.00	1210.00	0.00	1060.00	2910.00
	Roads & Pavements	41	Road Development / Upgradation (WBM, BT & CC Roads)	412-00-41	700.00	800.00	0.00	800.00	6000.00
		42	Link Roads, Parallel Road & Slip Roads	412-00-42	150.00	200.00	0.00	200.00	2000.00
		43	Road Widening	412-00-43	40.00	50.00	0.00	50.00	1000.00
		44	Foot paths & Table Drains	412-00-44	0.00	100.00	0.00	100.00	200.00
		45	Junction Improvement	412-00-45	0.00	50.00	0.00	50.00	200.00
		47	Traffic Signals & Signage	412-00-47	0.00	10.00	0.00	10.00	20.00
		31	Bridges & Culverts	412-00-31	50.00	60.00	0.00	60.00	1000.00
	Total: Roads & Pavements				940.00	1270.00	0.00	1270.00	10420.00
	Strom Water Drainage								
		51	Major Nalas	412-00-51	400.00	500.00	0.00	500.00	500.00
		52	Minor storm drains/ Open Drains	412-00-52	0.00	150.00	0.00	150.00	150.00
	Total: Storm Water Drainage				400.00	650.00	0.00	650.00	650.00
	Water Supply Sewerage								

		53	Rain Water Harvesting	412-00-53	45.00	30.00	0.00	30.00	30.00
		54	Sewerage Lines	412-00-54	0.00	0.00	0.00	0.00	0.00
		55	Sewerage Treatment Plants	412-00-55	0.00	0.00	0.00	0.00	0.00
	Total: Water Supply Sewerage				45.00	30.00	0.00	30.00	30.00
	Street Lighting								
		61	Modern Lighting on Major Roads including High-mast Lights	412-00-61	360.00	400.00	150.00	400.00	500.00
		62	Modern Lighting on Lanes and by lanes	412-00-62	170.00	200.00	120.00	200.00	300.00
	Total: Street Lighting				530.00	600.00	270.00	600.00	800.00
	Vehicles								
		71	Heavy Vehicles	412-00-71	0.00	70.00	0.00	117.79	70.00
		72	Light Vehicles	412-00-72	0.00	30.00	0.00	18.87	50.00
		73	Other Vehicles	412-00-73	0.00	0.00	0.00	0.00	0.00
		74	Sweeping Vehicles	412-00-74	0.00	0.00	0.00	0.00	0.00
	Total:Vehicles				0.00	100.00	0.00	136.66	120.00
	Machinery & Equipment								
		81	Office Equipment	412-00-81	0.00	20.00	0.00	0.00	100.00
		82	Computer and Electronics (Server and Network Equipments)	412-00-82	0.00	100.00	0.00	0.00	300.00
		83	Play / Sport Equipment	412-00-83	0.00	20.00	0.00	0.00	20.00
		84	Dumper Bins/ Garbage/ Dust & Litter Bins	412-00-84	0.00	60.00	0.00	0.00	100.00
		88	Machinery and Equipment	412-00-88	0.00		0.00	0.00	50.00

	Total: Machinery & Equipment				0.00	200.00	0.00	0.00	570.00
	Furniture & Fixtures								
		91	Furniture	412-00-91	10.00	30.00	5.00	30.00	50.00
		92	Fixtures and fittings	412-00-92	4.00	10.00	1.50	10.00	20.00
	Total: Furniture & Fixtures				14.00	40.00	6.50	40.00	70.00
	Water Works								
		93	Drilling of New Bore wells	412-00-93	40.00	20.00	25.00	60.00	75.00
		94	Pipe lines	412-00-94	175.00	150.00	100.00	210.00	200.00
		95	Summer Storage Tanks	412-00-95	40.00	50.00	0.00	50.00	50.00
		96	Reservoirs and FilterBeds	412-00-96	40.00	50.00	0.00	50.00	60.00
		97	Water Works	412-00-97	50.00	60.00	20.00	60.00	120.00
	Total: Water Works				345.00	330.00	145.00	430.00	505.00
	Heritage City Project	98	Heritage City works	412-00-98	0.00	0.00	0.00	0.00	4000.00
	Total: Heritage Project				0.00	0.00	0.00	0.00	4000.00
	Total Expenditure (Excluding UCD)				2694.35	5210.00	421.50	4216.66	21640.00
00	Urban community Development (Inclusive of Earmarked funds)								
		15	Parks/Green spaces in slums	412-00-15	60.00	100.00	30.00	100.00	110.00
		18	Play grounds in Slums	412-00-18	75.00	100.00	20.00	100.00	120.00
		23	Community halls, Reading Rooms & other Buildings	412-00-23	300.00	400.00	0.00	400.00	420.00
		26	Community Toilets	412-00-26	80.00	100.00	0.00	100.00	120.00
		27	Burial Grounds (Compound Walls)	412-00-27	150.00	200.00	150.00	200.00	250.00

		30	Housing for All	412-00-30	0.00	0.00	0.00	0.00	15000.00
		41	Road Development / Upgradation (SFC grant for SC/ST sub plan)	412-00-41	400.00	463.97	100.00	465.00	550.00
		42	Link Roads, Parallel Road & Slip Roads	412-00-42	450.00	600.00	200.00	600.00	600.00
		51	Major Nalas	412-00-51	250.00	300.00	100.00	300.00	400.00
		52	Storm Water Drainage	412-00-52	150.00	200.00	50.00	200.00	300.00
		54	Sewerage	412-00-54	0.00	0.00	0.00	0.00	0.00
		58	Water Supply	412-00-58	300.00	400.00	200.00	400.00	500.00
		62	Street Lighting/Modern Lighting in Lane/ Bylanes	412-00-62	150.00	200.00	100.00	200.00	300.00
		93	Night Shelters	412-00-93	0.00	20.00	0.00	20.00	25.00
	Total: Urban Community Development.				2365.00	3083.97	950.00	3085.00	18695.00
	Grand Total: 412 Capital Works				5059.35	8293.97	1371.50	7301.66	40335.00

05- LOAN REPAYMENT (OUT GOINGS)

(Rs. in lakhs)

BUDGET HEAD				BUDGET ESTIMATE					
				ACTUALS 2013 -14	BE 2014 -15	ACTUALS (09/ 2014)	RBE 2014 -15	BE 2015 -16	
A/c Head	Description	DETAILED HED		E-CODE					
	V		LOAN- RE PAYMENT (Out Goings)						
	Recoveries (Out Goings)								
330	Secured Loans				0.00	0.00	0.00	0.00	0.00
60	Other Term Loans	01	Hudco Loan	330-60-01	0.00	965.72	0.00	0.00	1522.42
	Total Out Goings				0.00	965.72	0.00	0.00	1522.42

06- REVENUE ADVANCES (RECOVERIES AND OUT GOINGS)

(Rs. in lakhs)

HEAD OF ACCOUNT				BUDGET ESTIMATE					
				ACTUALS 2013 - 14	BE 2014 -15	ACTUALS (09/ 2014)	RBE 2014 -15	BE 2015 -16	
A/c Head	Description	DETAILED HED		E-CODE					
	VI		REVENUE ADVANCES (Recoveries and Out goings)						
	A - Recoveries (Receipts)								
460	Loans Advances and Deposits								
10	Loans and Advances to Employees								
		01	House Building Advance.	460-10-01	0.00	1.60	0.00	0.00	2.00
		02	Vehicle Advance	460-10-02	0.00	0.15	0.00	0.00	1.00
		06	Marriage Advance	460-10-06	0.00	0.25	0.00	0.00	1.00
50		03	General Imprest	460-50-03	0.00	1.00	0.00	0.00	2.00
	Total: 460 TOTAL Recoveries (Receipts)				0.00	3.00	0.00	0.00	6.00
	B - Out goings (Payments)								
460	LOANS, ADVANCES AND DEPOSITS								
10	Loans and Advances to Employees	01	House Building Advance.	430-10-01	0.00	1.60	0.00	0.00	2.00
		02	Vehicle Advance	460-10-02	0.00	0.15	0.00	0.00	1.00
		06	Marriage Advance	460-10-06	0.00	0.25	0.00	0.00	1.00
50		03	General Imprest	460-50-03	0.00	1.00	0.00	0.00	2.00
	Total: 460 Total Outgoings (Payments)				0.00	3.00	0.00	0.00	6.00

07- CAPITAL ADVANCE (RECOVERIES AND OUTGOINGS)

(Rs. in lakhs)

HEAD OF ACCOUNT				BUDGET ESTIMATE					
				ACTUALS 2013 - 14	BE 2014 -15	ACTUALS (09/ 2014)	RBE 2014 -15	BE 2015 -16	
A/c Head	Description	DETAILED HED		E-CODE					
	VII		CAPITAL ADVANCES (RECOVERIES AND OUTGOINGS)						
	Recoveries (Receipts)								
460	Loans, Advances and Deposits								
40		01	Advances to Suppliers.	460-40-01	0.00	0.00	0.00	0.00	0.00
		02	Advances to Firms/Contractor s.	460-40-02	0.00	0.00	0.00	0.00	0.00
50		01	Advances to Officers for Works	460-50-01	0.00	0.00	0.00	0.00	10.00
		02	Other Advances	460-50-02	0.00	0.00	0.00	0.00	0.00
	Total Recoveries (Receipts)				0.00	0.00	0.00	0.00	10.00
	Outgoings (Payments)								
460	Loans Advances & Deposits								
40		01	Advances to Suppliers	460-40-01	0.00	40.00	0.00	0.00	40.00
		02	Advances to Firms/Contractor s.	460-40-02	0.00	0.00	0.00	0.00	0.00
50		01	Advances to Officers for Works	460-50-01	0.00	0.00	0.00	0.00	10.00
		02	Other Advances	460-50-02	0.00	0.00	0.00	0.00	0.00
	Total Outgoing (Payments)				0.00	40.00	0.00	0.00	50.00

08- DEPOSITS (RECOVERIES & OUTGOINGS)

(Rs. in lakhs)

HEAD OF ACCOUNT				BUDGET ESTIMATE					
				ACTUALS 2013 - 14	BE 2014 -15	ACTUALS 2014 - 15 (09/ 2014)	RBE 2014 -15	BE 2015 -16	
A/c Head	Description	DETAILED HED		E-CODE					
	VIII		RECOVERIES (RECEIPTS)						
			SUNDRY DEBTORS (Receivables)						
340 10		01	Earnest Money Deposit (EMD)	340-10-01	77.29	110.00	44.61	0.00	150.00
		02	Retention Money Deposit (RMD)	340-10-02	160.00	46.00	92.17	160.00	160.00
20		02	Security Deposits	340-20-02	3.76	30.00	2.33	0.00	5.00
350 20		03	GIS Receivable	350-20-03	2.34	2.13	1.52	2.75	0.00
		04	Profession Tax Payable	350-20-04	17.50	20.31	10.24	0.00	0.00
		05	APGLI Receivable	350-20-05	31.65	31.72	18.37	33.76	35.00
		06	LIC Receivable	350-20-06	128.18	155.72	73.88	0.00	75.00
		07	Bank Loans Recoveries (Emoloyees)	350-20-07	203.75	192.23	117.33	290.93	0.00
		08	TDS Receivable - Salaries	350-20-08	19.55	40.00	11.41	0.00	50.00
		19	Employees Welfare Fund	350-20-19	0.17	0.30	0.27	0.00	0.50
		24	Court Attachments	350-20-24	5.75	5.06	3.48	8.95	0.00
		25	TDS Receivable - Contractors	350-20-25	150.00	71.38	86.42	151.00	200.00
		52	Value added tax (VAT)	350-20-52	172.00	159.35	99.07	1750.00	300.00
		55	NAC Dues Payble	350-20-55	0.00	0.00	0.17	0.00	0.00
		56	Seignorage Charges Payble	350-20-56	56.00	47.80	32.37	60.00	70.00
		59	CM Relief Fund	350-20-59	3.00	0.00	1.90	0.00	3.00
		64	Labour Cess (Buildings & Works)	350-20-64	34.00	200.00	19.72	0.00	100.00

		65	EPF	350-20-65	600.00	816.00	345.17	0.00	900.00
		66	ESI	350-20-66	112.48	207.15	64.85	0.00	250.00
30		01	Library Cess	350-30-01	167.98	410.00	96.76	0.00	420.00
		07	Election Deposit from Candidates	350-40-07	0.00	18.00	0.17	0.00	20.00
	Total Recoveries (Receipts)				1945.40	2563.15	1122.21	2457.39	2738.50

8. OUTGOINGS (PAYMENTS)

(Rs. in lakhs)

HEAD OF ACCOUNT					BUDGET ESTIMATE				
A/c Head	Description		DETAILED HED	E-CODE					
	VIII				ACTUALS 2013 - 14	BE 2014 -15	ACTUALS 2014 - 15 (09/ 2014)	RBE 2014 -15	BE 2015 -16
34010		01	Earnest Money Deposit	340-10-01	88.00	110.00	44.61	0.00	150.00
20		02	Retention Money Deposit	340-10-02	36.80	46.00	92.17	160.00	160.00
350 20		02	Security Deposit	340-20-02	24.00	30.00	2.33	0.00	5.00
		03	GIS Payable	350-20-03	1.70	2.13	1.52	2.75	0.00
		04	Profession Tax Payable	350-20-04	16.25	20.31	10.24	0.00	0.00
		05	APGLI Payable	350-20-05	25.38	31.72	18.37	33.76	35.00
		06	LIC Payable	350-20-06	124.58	155.72	73.88	0.00	75.00
		07	Bank Loans recoveries (Employees)	350-20-07	153.78	192.23	117.33	290.93	0.00
		08	TDS Payable - Salaries	350-20-08	32.00	40.00	11.41	0.00	50.00
		19	Employees Welfare Fund	350-20-19	0.24	0.30	0.27	0.00	0.50
		24	Court attachments	350-20-24	4.05	5.06	3.48	8.95	0.00
		25	TDS Payable - Contractors	350-20-25	57.10	71.38	86.42	151.00	200.00
		52	Value Added Tax (VAT)	350-20-52	127.48	159.35	99.07	1750.00	300.00
		55	NAC Dues Payable	350-20-55	0.00	0.00	0.17	0.00	0.00
		56	Seigniorage Charges Payable	350-20-56	38.24	47.80	32.37	60.00	70.00
		59	CM Relief Fund	350-20-59	0.00	0.00	1.90	0.00	3.00
		64	Labour cess (Buildings + Works)	350-20-64	160.00	200.00	19.72	0.00	100.00

		65	EPF	350-20-65	652.80	816.00	345.17	0.00	900.00
		66	ESI	350-20-66	165.72	207.15	64.85	0.00	250.00
350		01	Library Cess	350-30-01	328.00	410.00	96.76	0.00	420.00
30									
40		07	Election Deposit from Candidates	350-40-09	14.40	18.00	0.17	0.00	20.00
			Total Outgoing (Payments)		2050.52	2563.15	1122.21	2457.39	2738.50