

**GREATER WARANGAL MUNICIPAL  
CORPORATION :: WARANGAL**

**BUDGET ESTIMATES FOR  
THE YEAR 2017 - 2018**

**AND**

**REVISED BUDGET ESTIMATES  
FOR THE YEAR 2016 - 2017**

## **BUDGET - 2017 - 2018**

### **CONTENTS:**

<b>Sl. No.</b>	<b>Index</b>	<b>Page No.</b>
1.	History of Greater Warangal Municipal Corporation	
2.	Budgeting & Accounting system	
3.	Budget - 2017 - 18 Highlights	
4.	Commissioner's Proposal	
5.	Budget Estimates	
a	Preamble to Standing Committee & Resolution	
b	Revenue Receipts by Source	
c	Revenue Expenditure by Source	
d	Capital Receipts by Source	
e	Revenue Advances (Recoveries & Outgoings)	
f	Revenue Receipts by Source detailed	
g	Revenue Expenditure by Source detailed	

# GREATER WARANGAL MUNICIPAL CORPORATION

## BUDGET 2017 - 2018

### HISTORY OF THE ULB

In the year 1899 the Warangal Municipality was constituted under the Local Cess Act. It was declared as Major Municipality in the year 1934. Later in the year 1959 it was declared as Special Grade Municipality. It was upgraded as Warangal Municipal Corporation in the year 1994 under the A.P. Municipal Corporations Act, 1994.

The Government vide G.O.M.S.No.99, M.A. & U.D. Department, Dated:19-03-2013 have issued orders for merger of surrounding 42 Villages in Warangal Municipal Corporation. And in the G.O.Ms.No.40, of MA & UD (C1) Department, dated:28-01-2015 the Warangal Municipal Corporation has been declared as Greater Warangal Municipal Corporation w.e.f.28-01-2015.

The area of the City has been increased form 110 Sq.kms to 406.87 Sq.kms.

### PHYSICAL DETAILS OF GREATER WARANGAL MUNICIPAL CORPORATION

• Area (In Sq.kms)	406.87
• Present Population	811844
• No. of Slums	182
• No. of Notified Slums	94
• No. of Non-notified Slums	88
• No. of Circles	02

The following (42) villages are merged in Greater Warangal Municipal Corporation

1.	THIMMAPUR	22.	BATTUPALLY
2.	ALIPUR	23.	CHINTAGATTU
3.	NAKKALAPELLY	24.	DEVANNAPETA
4.	DHARMARAM	25.	GUNDLASINGARAM
5.	DHUPAKUNTA	26.	HASANPARTHY
6.	SINGARAM	27.	KADIPIKONDA
7.	MAMOONUR	28.	KOMATIPALLY
8.	BOLLIKUNTA	29.	KOTHAPELLI HAVELLI
9.	GADAPELLY	30.	MUCHERLA
10.	POTHARAJUPELly	31.	MUNIPALLY
11.	JOHNPAKA	32.	PEGADAPALLY
12.	ENUMAMULA	33.	THARALAPELLY
13.	PAIDIPELly	34.	TEKULAGUDEM
14.	MOGILICHERLA	35.	UNIKICHERLA
15.	KOTHAPETA	36.	YELLAPUR
16.	AREPALLY	37.	BHEEMARAM
17.	VANGAPADU	38.	GOPALPUR
18.	VASANTHAPUR	39.	KUMMARIGUDEM
19.	GORREKUNTA	40.	MADIKONDA
20.	STAMBAMPALLY	41.	PALIVELPULA
21.	AYODYAPURAM	42.	RAMPUR

## **FUNCTIONS OF THE GREATER WARANGAL MUNICIPAL CORPORATION**

The following are the functions of Greater Warangal Municipal Corporation which are discharged by Head office and two Circle offices to provide the following civic services and infrastructure facilities to the inhabitants.

- Roads, Culverts etc.,
- Widening and improvements to roads and junctions
- Traffic and Transportation amenities
- Street lighting

- Markets
- Storm Water Drainage
- Parks and Play grounds
- Stadiums, Avenue and Tree plantation
- Town planning - Zoning and Building Regulations
- Slum improvement and Urban Community Development including formation of roads, drains, provision of street lighting & water supply etc.,
- Slaughter houses and Burial grounds
- Vital statistics including Registration of Birth and Death

### **INITIATION OF SEVERAL MUNICIPAL REFORMS IN RECENT YEARS**

Several Administrative and other reforms have been initiated by the Greater Warangal Municipal Corporation to achieve efficiency in the administration.

- Online payment of dues
- Online Registration of Birth and Death
- Instant issue of Birth and Death certificates
- Online Performance Tracking system
- Legal case Management System
- Introduction of DEABAS
- Monitoring of Solid Waste Management through SMS's
- GWMC services through AP online
- E-office
- Online payment of ESI and EPF for out sourcing workers / personnel
- Swachata App

## **A W A R D S**

The following prestigious Awards have been bagged by GWMC

- 2014 4<sup>th</sup> ICON SWM Award
- Energy Conservation Award
- Clean Earth Award
- Best Heritage City Award
- Best Sanitation Award
- Clean India 2013
- Green Leaf Award 2013
- Best Services Through MEESEVA
- e-INDIA Award 2013
- ISO-14001:2004 Certificate
- SCOCH Award for Excellence E-Governance.

## **BUDGETING AND ACCOUNTING SYSTEM**

### **BUDGET**

Budget per se is not statistical documentation of the receipts and expenditure of the entity but reflects the soul of the organization. It captures the vision of the organization and the direction it proposes to takes in realization of the vision.

### **VISION**

The GWMC enjoins to provide to all citizens quality civic infrastructural facilities viz- Sanitation, Roads, Strom Water drains, Street lighting, Parks and Play grounds; ensure balanced and organized development of the city; community participation / involvement in all developmental activities; focused attention towards the socio-economic empowerment of Urban Poor and Women; Strengthening Self Help Groups; Caring disadvantaged / challenged persons like, Physically challenged, Senior citizens, Orphans etc., and mobilize internal and external resources for realization of the above.

### **BUDGET ESTIMATES**

The Budget estimates containing anticipated Income and Expenditure of GWMC for the year 2017 - 18 along with the Revised Estimates for the Current Year 2016 - 17 and actuals for the financial year 2015 - 16 have been papered and placed before the Corporation through the Standing Committee. While preparing these estimates due care has been taken to provide all obligated charges and discharge of all liabilities in respect of loan and other commitments. Sufficient funds based on the realistic felt needs of the public in so far as providing infrastructure facilities and Capital works have been taken into account.

## **AN EXPLANATORY NOTE FOR BROAD DETAILS ON WHICH THE ESTIMATES ARE BASED.**

To discharge the above said functions effectively, sufficient budget allocations are made based on the information collected from functionaries working in GWMC.

Estimates are prepared based on the requirements assessed one year prior to the actual utilization. Due to change in SSR Rates, citizen requirements and other exigencies may lead to deviation from the Budget Estimates.

### **BUDGETING SYSTEM**

Budget Estimates prepared following the codification structure suggested in AP Municipal Accounts Manual.

### **AUDIT OF ANNUAL ACCOUNTS**

It is imperative for all the ULB's to have External Audit on Accounts by State Audit Department. The State Audit Department itself has taken up Audit for the financial year 2015 - 16 completed.

### **BUDGET HEADS**

The Classification of Budget heads under various accounts is based on the twin objectives of enforcement of accountability on the part of various functionaries for the functions assigned to them and introduction of accrual-based accounting. The following are the broad heads adopted by the Corporation under which the Municipal Budget is classified.

<b>Receipts</b>		<b>Expenditure</b>	
<b>Major Head</b>	<b>Details</b>	<b>Major Head</b>	<b>Details</b>
01	Revenue Receipts	02	Revenue Expenditure
03	Capital Receipts	04	Capital Expenditure
		05	Loan Repayment
06	Revenue Advances (Recoveries)	06	Revenue Advances (Out goings)
07	Capital Advances (Recoveries)	07	Capital Advances (Out goings)
08	Deposits (Recoveries)	08	Deposits (Out goings)

## **01. REVENUE RECEIPTS**

- Taxes (Own)
- Assigned Revenues
- Fees & User Charges
- Sale & Hire Charges
- Revenue Grants & Reimbursements
- Other Revenues (Income from investments, Interest Earned, and Other Income)

## **02. REVENUE EXPENDITURE**

- Establishment Expenses (Salaries, Benefits & other Allowances, and Terminal Expenses)
- Administrative Expenses
- Operations and Maintenance
- Interest and Finance Charges
- Programme Expenses

## **03. CAPITAL RECEIPTS**

- Grants, Contribution for specific purpose
- Central Government Grants / Contributions
- State Government Grants / Contributions
- Financial Institutions
- Other (Public Contribution for works)

## **04. CAPITAL EXPENDITURE**

- Lands and Land improvements
- Buildings
- Roads and Pavements
- Storm Water Drainage
- Water Supply and Sewerage
- Street Lighting
- Vehicles
- Machinery and Equipment
- Furniture and Fixtures
- Water Works
- Urban Community Development (Inclusive of Earmarked funds)



## **05. LOAN REPAYMENT**

- The Repayment of Loan (HUDCO) by GWMC met out of General Revenue of the Municipal Corporation are addressed in this account.

## **06. REVENUE ADVANCES**

- This is account under which the advances paid to the GWMC employees and recoveries made from their salaries are accounted for.

## **07. CAPITAL ADVANCES**

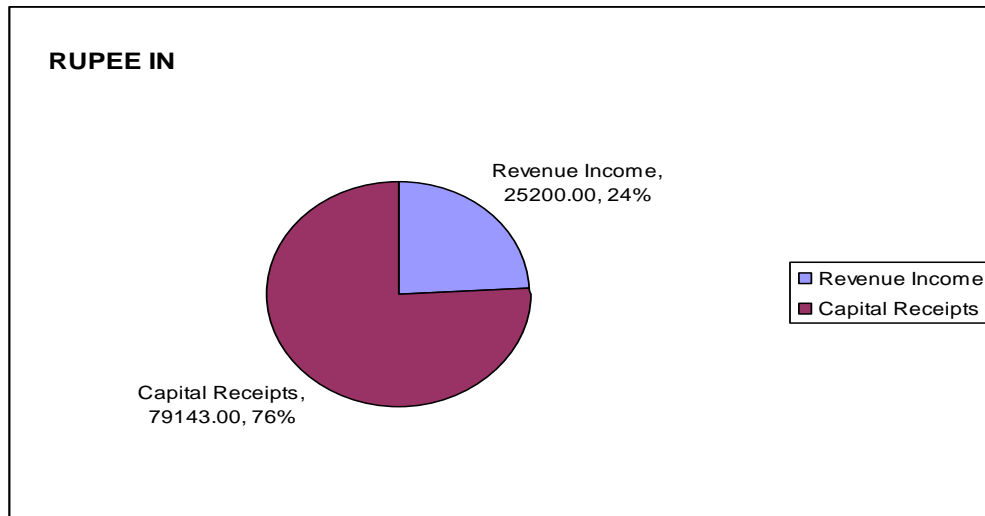
- This is an account in which the advances paid and recoveries made from the contractors and suppliers and other advances paid for the schemes subject to reimbursement from the respective departments are accounted for.

## **08. DEPOSITS**

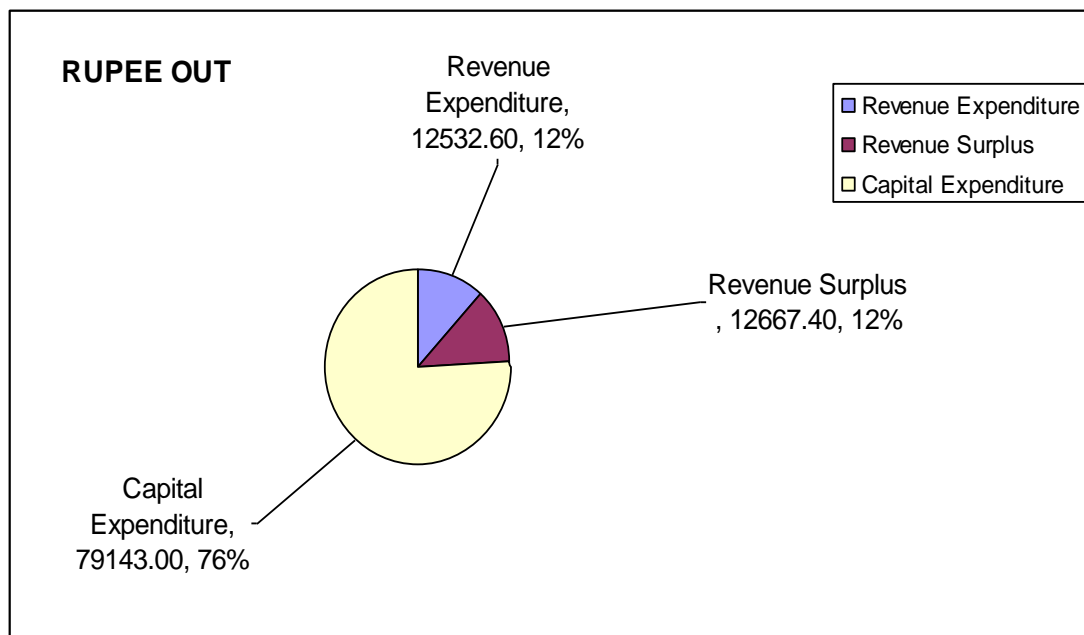
- This is an account in which the receipts and payments relating to Library cess, Personal Deposits, Contributions and Recoveries made from the salaries of WMC Employees and Contractors such as TDS, VAT, Labour cess, Seignorage charges, EMD, RMD, APGLI, GIS, LIC, Profession Tax, Employee Welfare Fund, Bank loans recoveries, and Court attachments of the employees, EPF and ESI of out sourced personnel etc.,

## **BUDGET 2017 - 18 AT A GLANCE**

The total out lay of the Budget for the year 2017 - 18 is Rs.104343.00 Lakhs of which Revenue Income is Rs.25200.00 Lakhs Grants (Capital Receipts) Rs.79143.00 Lakhs.



The total out lay of the Budget for the year 2017 - 18 is Rs.104343.00 Lakhs of which Revenue Expenditure is Rs.12532.60 Lakhs and Capital Expenditure is Rs.79143.00 Lakhs and Revenue Surplus of Rs.12667.40 Lakhs.



The summary of the Greater Warangal Municipal Corporation Budget 2017 - 18 under Revenue Receipts, Revenue Expenditure, Capital Receipts, Capital Expenditure and other accounts.

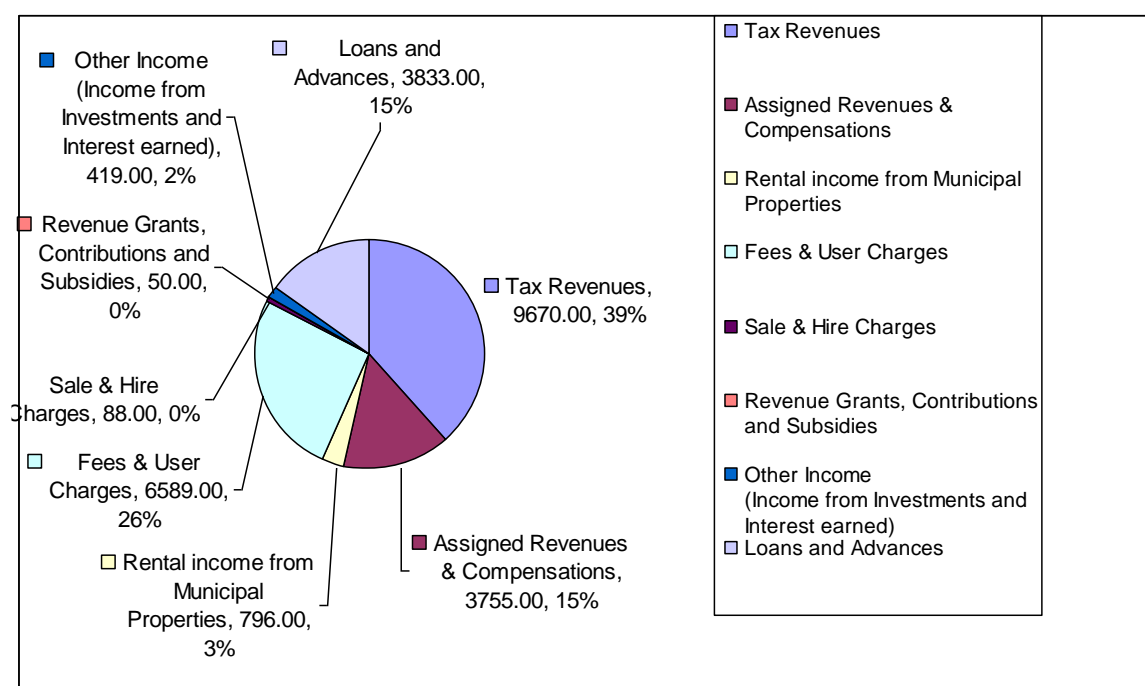
## REVENUE RECEIPTS

Table 1 Shows the Revenue Receipts to the Greater Warangal Municipal Corporation by Source.

**TABLE 1**  
**REVENUE RECEIPTS AT A GLANCE**

Budget Code	Head of Account	Budget Estimate 2017 - 18 Rs. In Laks
110	Tax Revenues	9670.00
120	Assigned Revenues & Compensations	3755.00
130	Rental income from Municipal Properties	796.00
140	Fees & User Charges	6589.00
150	Sale & Hire Charges	88.00
160	Revenue Grants, Contributions and Subsidies	50.00
170, 171 & 180	Other Income (Income from Investments and Interest earned)	419.00
410	Loans and Advances	3833.00
<b>TOTAL</b>		<b>25200.00</b>

**Figure - 1**



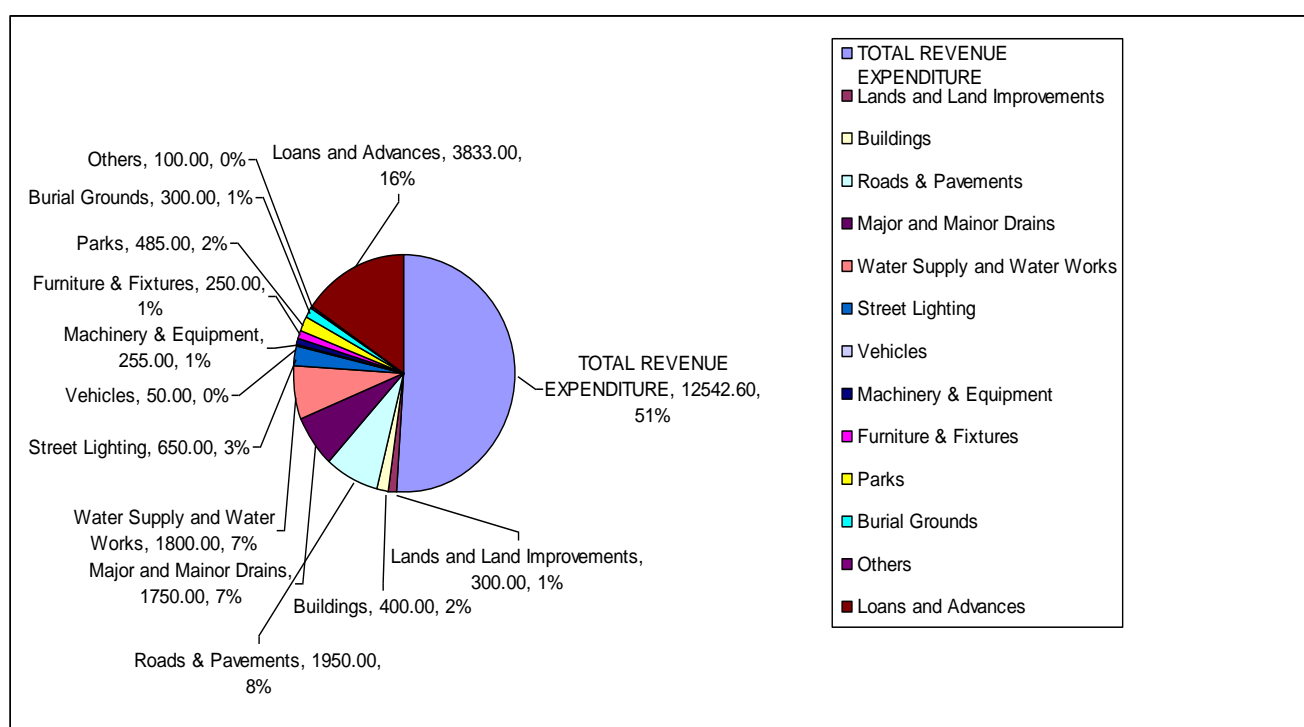
## REVENUE EXPENDITURE

Table 2 Shows the Revenue Expenditure of the Greater Warangal Municipal Corporation by Category.

**TABLE 2**  
**REVENUE EXPENDITURE AT A GLANCE**

Budget Code	Head of Account	Budget Estimate 2017 - 18 Rs. In Laks
210	TOTAL REVENUE EXPENDITURE	12542.60
410	Lands and Land Improvements	300.00
410	Buildings	400.00
410	Roads & Pavements	1950.00
410	Major and Mainor Drains	1750.00
410	Water Supply and Water Works	1800.00
410	Street Lighting	650.00
410	Vehicles	50.00
410	Machinery & Equipment	255.00
410	Furniture & Fixtures	250.00
410	Parks	485.00
410	Burial Grounds	300.00
410	Others	100.00
410	Loans and Advances	3833.00
	<b>TOTAL</b>	<b>24665.60</b>

**Figure – 2**



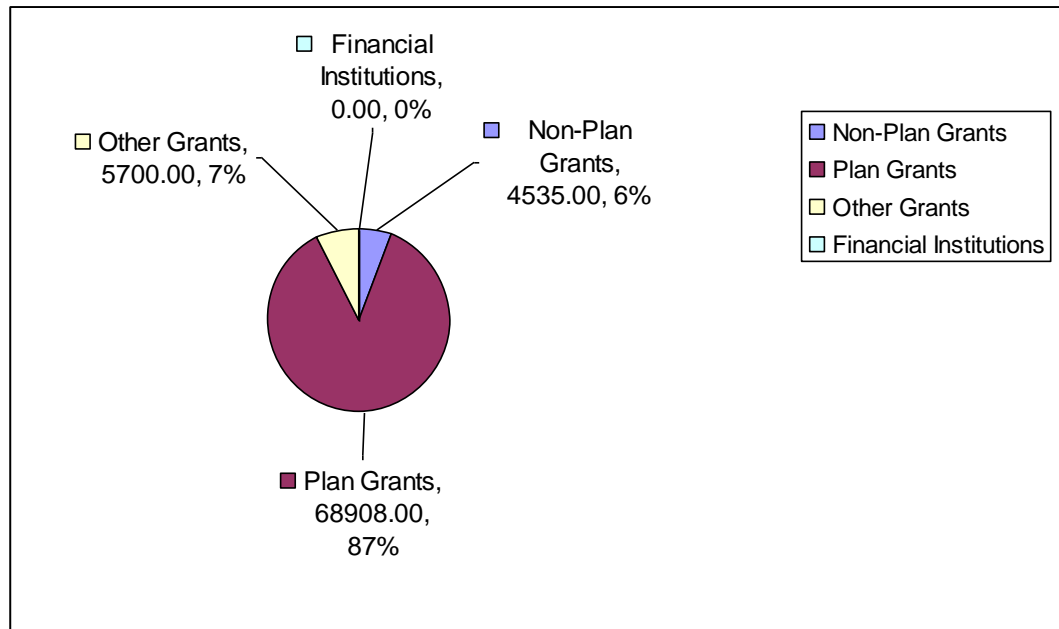
## CAPITAL RECEIPTS

Table 3 Shows the Capital Receipts of the Greater Warangal Municipal Corporation by Source.

**TABLE 3**  
**CAPITAL RECEIPTS AT A GLANCE**

Budget Code	Head of Account	Budget Estimate 2017 - 18 Rs. In Laks
10	Non-Plan Grants	4535.00
20	Plan Grants	68908.00
80	Other Grants	5700.00
40	Financial Institutions	0.00
<b>TOTAL</b>		<b>79143.00</b>

**Figure – 3**



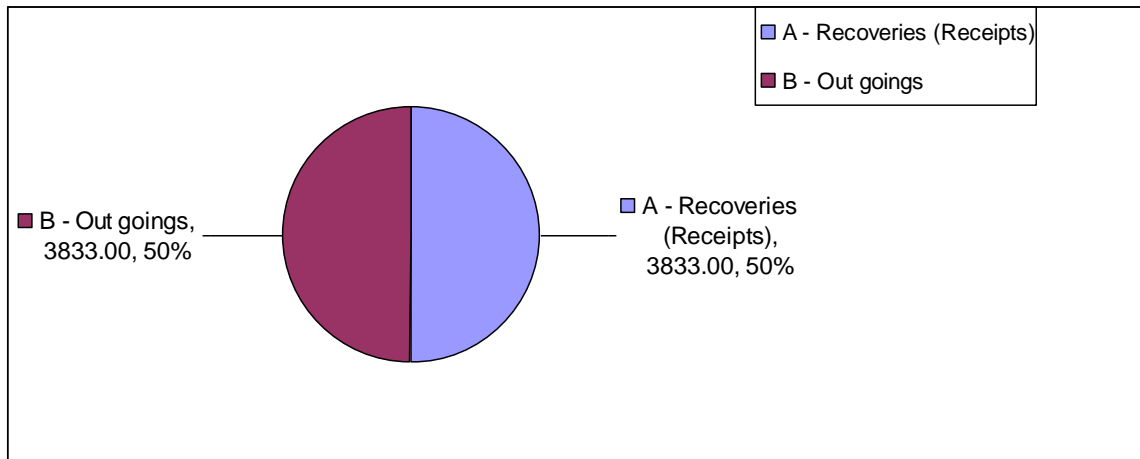
## REVENUE ADVANCES (RECOVERIES & OUT GOINGS)

The table 4 shows Revenue Advances (Recoveries & Out Goings) of the Greater Warangal Municipal Corporation.

**TABLE 4**  
**REVENUE ADVANCES (RECOVERIES & OUT GOINGS) AT A GLANCE**

Budget Code	Head of Account	Budget Estimate 2017 - 18 Rs. In Laks
460-10 & 50	A - Recoveries (Receipts)	3833.00
460-10 & 50	B - Out goings	3833.00

**Figure - 4**



## BUDGET 2017 - 18: HIGHLIGHTS

Greater Warangal Municipal Corporation Budget 2017 - 2018 is “Growth Oriented and citizen centric Budget”. Budget proposals aims at increasing in Revenue sources, broadening the tax base with online collection, collections through T.S. On-line in addition to e-Seva, Financial Management through DEABAS, providing better civic amenities by discharging its obligatory and discretionary functions effectively. The Budget also aims at shifting its priority towards asset creations such as Roads, Drainage, Parks and Play grounds with good standards. The Budget also envisages to improve the living standards of slums dwellers including newly merged (42) surrounding villages by providing civic infrastructure facilities and various welfare activities.

### HIGHLIGHTS OF BUDGET 2017 - 2018

<i>Description</i>	<i>Budget Estimates 2017 - 2018</i>
Revenue Income	25200.00
Revenue Expenditure	12532.60
<b>Revenue Surplus</b>	<b>12667.40</b>
Loans & Advances	3833.00
Capital Expenditure (Municipal General Fund)	8290.00
<b>Budget Surplus</b>	<b>544.40</b>
Capital Receipts	79143.00
Capital Expenditure	79143.00
Revenue Transfer to Earmarked Funds	-
<b>Total Budget (Revenue Expenditure + Capital Expenditure + Transfer to Earmarked Funds)</b>	<b>104343.00</b>
<i>Revenue Income by Source:</i>	
Tax Revenue	9670.00
Assigned Revenues	3755.00
Rental Income from Municipal Properties	796.00
Fees and User Charges	6589.00

Sale & Hire Charges	88.00
Loans & Advances	3833.00
Revenue Grants, contributions and subsidies	50.00
Other Income	419.00
<b>Total Revenue Receipts</b>	<b>25200.00</b>
<b>Revenue Expenditure by Category:</b>	
Establishment Expenses	4200.00
Administrative Expenses	803.00
Operations and Maintenance	7387.50
Interest & Finance Charges	5.10
Programme expenses	137.00
<b>Total Revenue Expenditure</b>	<b>12532.60</b>
Capital Expenditure	8290.00
Loans & Advances	3833.00
<b>Total Expenditure</b>	<b>24655.60</b>
<b>Capital Receipts by Source</b>	
Grants, Contributions for specific purpose	79143.00
<b>Total Capital Receipts</b>	<b>79143.00</b>
<b>Capital Expenditure by Category</b>	<b>79143.00</b>

Sd/-  
COMMISSIONER,  
G.W.M.C., WARANGAL.



## **COMMISSIONER'S PROPOSAL**

The Commissioner, Greater Warangal Municipal Corporation has proposed the Budget Estimates for the year 2017 - 2018 and Revised Budget Estimates for the year 2016 - 2017 basing on the Actual Demand, Income and Expenditure of the Greater Warangal Municipal Corporation.

The Budget Estimates have been prepared in accordance with the A.P., Municipal Corporations Act 1994 (Act, No.25/94) read with GHMC Act, 1955 duly enhancing the rate of Property taxes and Water charges etc. The Greater Warangal Municipal Corporation has proposed Budget Estimates depending upon the Revenue sources to be increased in view of recently merged (42) surrounding villages in GWMC in most of the Budget heads i.e., Property tax, Water charges, Building permit fee, Layout fee, Advertisement tax, Capitation fee, Surcharge on Transfer of properties (Registration fee) and all other fees and Revenues estimated.

Similarly the O & M expenditure has also been minimized to the extent possible in view of reduction of power charges i.e., Solar System empanelment in Head Office and also proposed in other places.

As per Standing orders of the Govt. vide G.O.Ms.No.179, MA & UD, Department dated:02-05-2009 the pay and allowances of Regular employees are being paid through District Treasury in the Head of Account No.010 w.e.f.01-04-2009. Hence the Expenditure incurred towards Pay & Allowances of employees has been exempted from Budget heads.

The Govt. have issued orders in G.O.Ms.No.168 MA & UD Department dated:02-05-2009 for levying of penalties on Un-authorized constructions 25%, 50% and 100% respectively on payment of Property tax till the unauthorized constructions are regularized or dismantled whichever is earlier. Basing on the orders of the Government the penalty on Property tax has been proposed for suitable enhancement on an average 25% to 50%.

Suitable Budget Estimates have been proposed in respect of Individual Toilets, Parks, Grave yards, Underground drains, Community Halls and Road Development for other schemes as proposed by the Government of Telangana for the Financial year 2017 - 2018.

Further an amount of Rs.544.40 lakhs Surplus funds under Revenue Income has been transferred to Capital works and suitable / viable Capital works have been proposed for providing better civic amenities to the Citizens of Warangal.

As per standing orders of the Government 40% of Net funds on own sources have been allocated towards Earmarked funds for Slum areas development (UCD).

Sd/-  
SHRUTHI OJHA I.A.S.,  
COMMISSIONER,  
G.W.M.C. WARANGAL.

## **01 REVENUE RECEIPTS BY SOURCE**

A/c Head	Budget Head Description	BUDGET ESTIMATE			
		Actuals 2015 - 16	Budget Estimations 2016 - 17	Revised Budget Estimations 2016 - 17	Budget Estimations 2017 - 18
110	Tax Revenues	5382.18	7151.50	7085.50	9670.00
120	Assigned Revenues & Compensations	2448.00	3650.00	3650.00	3755.00
130	Rental income from Municipal Properties	463.79	658.36	657.36	796.00
140	Fees & User Charges	3954.96	5183.50	4509.50	6589.00
150	Sale & Hire Charges	3.90	29.00	86.00	88.00
160	Revenue Grants, Contributions and Subsidies	0.00	930.00	430.00	50.00
170, 171 & 180	Other Income (Income from Investments and Interest earned)	147.98	500.50	504.00	419.00
410	Loans and Advances	2349.76	2894.00	3258.00	3833.00
<b>TOTAL REVENUE RECEIPTS</b>		<b>14750.57</b>	<b>20996.86</b>	<b>20180.36</b>	<b>25200.00</b>

## **02 REVENUE EXPENDITURE BY SOURCE**

A/c Head	Budget Head Description	BUDGET ESTIMATE			
		Actuals 2015 - 16	Budget Estimations 2016 - 17	Revised Budget Estimations 2016 - 17	Budget Estimations 2017 - 18
210	Establishment Expenses (Including Treasury payments)	2756.00	4600.50	4600.50	4200.00
220	Administrative Expenses	1396.12	1440.00	1497.00	803.00
230	Operations & Maintenance	2336.10	4229.90	5755.50	7387.50
240	Interest & Finance Charges	11.20	20.10	20.10	5.10
250	Programme Expenses	74.52	135.10	495.10	137.00
280	Refund of Taxes	6.70	10.00	10.00	0.00
<b>TOTAL REVENUE EXPENDITURE</b>		<b>6580.64</b>	<b>10435.60</b>	<b>12378.20</b>	<b>12532.60</b>
410	Lands and Land Improvements	0.00	0.00	250.00	300.00
410	Buildings	0.00	2700.00	850.00	400.00
410	Roads & Pavements	1645.00	1300.00	1600.00	1950.00
410	Major and Mainor Drains	714.34	2400.00	1900.00	1750.00
410	Water Supply and Water Works	590.23	675.00	630.00	1800.00
410	Street Lighting	464.91	225.00	235.00	650.00
410	Vehicles	52.88	85.00	335.00	50.00
410	Machinery & Equipment	102.03	125.00	150.00	255.00
410	Furniture & Fixtures	102.18	125.00	140.00	250.00
410	Parks	0.00	725.00	725.00	485.00
410	Burial Grounds	0.00	500.00	500.00	300.00
410	Others	4.84	30.00	30.00	100.00
<b>TOTAL EXPENDITURE</b>		<b>3676.41</b>	<b>8890.00</b>	<b>7345.00</b>	<b>20832.60</b>

### **03. CAPITAL RECEIPTS BY SOURCE**

A/c Head	Budget Head Description	BUDGET ESTIMATE			
		Actuals 2015 - 16	Budget Estimations 2016 - 17	Revised Budget Estimations 2016 - 17	Budget Estimations 2017 - 18
320	<b>Grants, Contribution for Specific Purpose</b>				
10	Non-Plan Grants	689.61	4535.00	5291.78	4535.00
20	Plan Grants	1464.21	10888.00	74272.00	68908.00
80	Other Grants	677.99	16400.00	5600.00	5700.00
40	Financial Institutions	0.00	0.00	0.00	0.00
<b>TOTAL CAPITAL RECEIPTS</b>		<b>2831.81</b>	<b>31823.00</b>	<b>85163.78</b>	<b>79143.00</b>

### **04. REVENUE ADVANCES (RECOVERIES & OUT GOINGS)**

A/c Head	Budget Head Description	BUDGET ESTIMATE			
		Actuals 2015 - 16	Budget Estimations 2016 - 17	Revised Budget Estimations 2016 - 17	Budget Estimations 2017 - 18
460-10 & 50	A - Recoveries (Receipts)	2349.76	2894.00	3258.00	3833.00
460-10 & 50	B - Out goings	2349.76	2894.00	3258.00	3833.00

## 01. REVENUE RECEIPTS BY SOURCE

SI No	Account Code	Head of Account	Actuals 2015 - 16	Budget Estimations 2016 - 17	Actual Income as on 30-09-2016	Revised Budget Estimations 2016 - 17	Budget Estimations 2017 - 18
<b>A) TAX RESOURCES (MUNICIPAL GENERAL FUND)</b>							
<b>I) Property Tax</b>							
1	110-01-01	Properties - property Tax( Water Tax, Sewerage Tax, Conservancy Tax, Lighting , Service Tax)	4798.64	5069.00	1637.03	5069.00	7500.00
2	110-01-02	Vacant Land Tax (Private& Govt)	59.83	250.00	31.72	250.00	300.00
3	110-01-03	P.T on State Government Properties	282.33	850.00	31.72	850.00	850.00
4	110-01-04	P.T on State Government Undertaking Properties	20.00	200.00	0.00	200.00	210.00
5	110-01-05	P.T on Central Government Properties/ Undertaking Properties	16.00	250.00	0.00	250.00	250.00
6	110-01-06	Service charges in lieu of Property tax from Railways	0.00	150.00	0.00	150.00	160.00
7	110-11-01	Advertisement Tax (Hordings )	149.19	122.50	33.52	116.50	200.00
8	110-11-05	Advertisement Tax (Cable Operators )	7.00	60.00	0.00	0.00	50.00
9	171-80-01	Late fee/penalty on Property Tax	49.19	200.00	22.11	200.00	150.00
		<b>Total:</b>	<b>5382.18</b>	<b>7151.50</b>	<b>1756.10</b>	<b>7085.50</b>	<b>9670.00</b>
<b>II) Assigned Revenues</b>							
1	120-10-01	Surcharge on Stamp Duty for Transfer of Immovable Properties (Stamp Duty / Transfer duty)	2400.00	3500.00	1268.00	3500.00	3600.00
2	120-10-02	Entertainment Tax	48.00	150.00	10.00	150.00	155.00
3		Others	0.00	0.00	0.00	0.00	0.00
		<b>Total:</b>	<b>2448.00</b>	<b>3650.00</b>	<b>1278.00</b>	<b>3650.00</b>	<b>3755.00</b>
		<b>Grand Total (I+II)</b>	<b>7830.18</b>	<b>10801.50</b>	<b>3034.10</b>	<b>10735.50</b>	<b>13425.00</b>

I-Remunerative Enterprises/Rental Income							
1	130-10-01	Rental Income from Markets (Thai Bazar Fee)	6.00	20.00	4.36	20.00	22.00
2	130-10-02	Auditoriums	0.64	2.50	0.00	2.50	3.00
3	130-10-03	Rental Income from Function/Community Halls /Town Hall Rents	0.00	0.00	0.00	0.00	2.00
4	130-10-05	Rental income from Staff Quarters (Quarters Rent)	0.16	2.00	0.00	0.00	0.00
	130-10-06	Canteens (Public Garden)	0.00	4.00	0.00	4.00	4.00
	130-10-07	Stalls in Slaughter Houses	5.04	2.00	2.51	3.00	4.00
5	130-10-08	Lease of Canteen / Cycle Stand	0.00	0.86	0.00	0.86	1.00
6	130-10-15	Rental Income from Shopping Complexes (Municipal Shops, IDSMT Shops , Including service charges)	91.19	150.00	34.54	150.00	160.00
7	140-13-01	Fees fer Copy of Plan / Certificate (Other fee)	29.64	25.00	13.56	25.00	30.00
8	140-40-09	Mutation fee	171.12	250.00	76.29	250.00	350.00
9	140-40-12	Fee under RTI Act	0.00	2.00	0.10	2.00	0.00
10	130-80-00	Others	160.00	200.00	50.00	200.00	220.00
<b>Total</b>			<b>463.79</b>	<b>658.36</b>	<b>181.36</b>	<b>657.36</b>	<b>796.00</b>
<b>II) PUBLIC HEALTH</b>							
1	140-11-01	Trade Licence Fee (Including D & O Trades)	152.00	360.00	16.64	360.00	200.00
2	140-11-04	Slaughter House fee	5.70	6.00	2.51	6.00	3.00
3	140-13-02	Birth & Death Certificate fee	0.35	12.00	0.23	12.00	1.00
4	140-14-04	Special Development	65.68	68.00	18.48	0.00	0.00
5	140-50-05	Commercial Garbage Collection Charges	7.23	23.00	0.52	20.00	1200.00

6	140-50-11	Burial Ground Charges	0.00	0.00	0.00	0.00	0.00
7	140-50-12	Pay & Use Toilets charges	0.00	0.00	0.00	0.00	0.00
8	140-50-31	Other User Charges (Miss.Fee)	2.26	5.00	25.13	50.00	55.00
9	140-70-09	NOCof Public Health Section	5.35	10.00	6.86	10.00	10.00
10	150-10-03	Forms & Pass Books	1.21	2.00	0.47	2.00	2.00
11	150-10-10	Sale of Compost	0.00	6.00	0.00	6.00	6.00
12	140-13-03	Fees for Sanitation Certificates	1.48	15.00	1.84	5.00	5.00
<b>Total</b>			<b>241.26</b>	<b>507.00</b>	<b>72.68</b>	<b>471.00</b>	<b>1482.00</b>
<b>III -Town Planing Section</b>							
1	140-11-06	Encroachment Fee	5.82	6.00	1.08	6.00	6.00
2	140-12-01	Layout/ Sub-division ( Including LRS)	30.28	25.00	2.34	25.00	5.00
3	140-12-02	Building Permission Fee (Conversion Fee, Debris Fee, Publication Fee etc.)	334.17	500.00	113.52	500.00	600.00
4	140-14-01	Building Development Charges (DC)	0.00	500.00	55.00	0.00	50.00
5	140-14-02	Betterment Charges	351.63	250.00	108.79	250.00	300.00
6	140-14-03	External Betterment Charges	72.18	75.00	20.39	75.00	80.00
7	140-14-07	Open space contribution	261.01	20.00	186.15	360.00	370.00
8	140-14-10	Other town planning receipts (including Licenced fee)	364.07	50.00	212.34	500.00	600.00
9	140-15-01	Building Regularization Fee (BRS)	671.80	1641.00	50.46	500.00	600.00
10	140-20-01	Penalty for Un-authorized Constructions	12.28	61.00	0.57	1.00	100.00
11	140-40-02	Admission Fee	12.06	1.50	0.22	1.50	1.50
12	140-40-03	Sports Fee	11.95	15.00	34.54	40.00	59.00
13	140-40-05	Survey Fee	38.24	10.00	47.00	60.00	60.00

14	140-50-17	Fire Extinguishing	38.23	0.00	13.27	25.00	35.00
15	140-60-01	Parks entry fee	0.00	5.00	0.00	5.00	5.00
16	140-80-01	Compounding Fee	61.24	18.00	24.45	50.00	60.00
17	150-10-01	Sale of Tree Gaurds	0.00	6.00	0.00	6.00	6.00
18	320-20-10	RWHS	70.50	68.00	18.63	40.00	50.00
19	110-80-01	Tax on Cell Towers	21.00	25.00	12.00	25.00	30.00
20		Land rent on Open spaces	0.00	1.50	0.00	1.50	1.50
21	140-70-09	NOC of Town Planning Section	5.35	10.00	14.95	22.00	24.00
<b>Total</b>			<b>2361.81</b>	<b>3288.00</b>	<b>915.70</b>	<b>2493.00</b>	<b>3043.00</b>
<b>IV- Engineering Section</b>							
1	140-10-01	Rigistraton Charges to contractors, Agencies & suppliers	10.00	21.00	98.50	150.00	175.00
2	140-70-01	Road Cutting & Registration Charges	105.00	110.00	2.63	110.00	50.00
3	150-10-06	Sale of Trees	0.00	0.00	0.00	1.00	2.00
4	150-11-01	Sale of Tender Schedules	2.69	5.00	30.46	50.00	50.00
5	150-12-01	Sale of Obsolete stores (Sale of Stores & Scrap)	0.00	10.00	0.00	10.00	10.00
6	150-30-01	Sale Of Other Assets	0.00	0.00	0.00	10.00	10.00
7	140-20-02	Penalties and Fines for contractors / Agencies	0.00	6.00	0.44	6.00	7.00
8	150-30-02	Sale of Old newspapers	0.00	0.00	0.00	1.00	1.00
9	140-50-13	Water Supply (Water Supply user Charges on Pvt Properties)	1031.56	1000.00	564.21	1000.00	1400.00
10	150-50-13	Water Supply (Water Supply user Charges on Gvt Properties)	0.00	0.00	0.00	0.00	1.00



11	140-40-06	Connection / Disconnection charges (Unauthorised Tap Connction Charges)	60.71	90.00	27.62	90.00	100.00
12	140-70-12	Water Supply - Tap repairs (Regularisation of tap connections )	10.00	27.00	5.00	27.00	28.00
13	140-50-15	Water Tanker User Charges	1.17	7.00	0.65	7.00	5.00
14	140-50-31	Other user Charges (Miss.Fee of water supply)	0.50	1.00	0.10	1.00	1.00
15	140-70-11	Water Supply -Tap Estimation Charges (Donation of Water Supply)	174.00	150.00	75.92	150.00	162.00
16	140-50-16	Water Meter Charges	51.66	85.00	25.55	85.00	150.00
<b>Total</b>			<b>1447.29</b>	<b>1512.00</b>	<b>831.08</b>	<b>1698.00</b>	<b>2152.00</b>
<b>V- Others</b>							
1	160-10-01	Revenue Grant for Maintenance (Specified)	0.00	500.00	0.00	0.00	0.00
2	160-10-04	Election Grants (Municipality)	0.00	400.00	0.00	400.00	0.00
3	160-10-11	Census	0.00	30.00	25.00	30.00	50.00
4	170-10-01	Fixed Deposits with Scheduled Banks (Interest from Fixed Deposites)	71.10	250.00	35.00	250.00	150.00
5	171-10-01	Interest from Saving Bank Account	10.00	50.00	5.00	50.00	55.00
6	170-80-01	Others	0.00	0.00	0.00	0.00	0.00
7	170-80-04	Recovery of Telephone / Cell Phone Charges	0.00	0.50	0.25	4.00	4.00
8	180-80-06	Other Income Un- Classifide	66.88	200.00	30.00	200.00	210.00
<b>Total</b>			<b>147.98</b>	<b>1430.50</b>	<b>95.25</b>	<b>934.00</b>	<b>469.00</b>
<b>VI- Deposits, Advances &amp; Loans</b>							
1	320-20-10	RWHS	0.00	0.00	0.00	0.00	0.00
2	340-10-01	Ernest Money Deposit	149.00	105.00	58.70	120.00	150.00
3	340-10-02	RMD	94.91	150.00	46.12	150.00	250.00

4	340-10-03	Further Security Deposit	57.94	250.00	49.40	250.00	250.00
5	350-20-06	LIC	0.00	150.00	0.00	150.00	100.00
6	350-20-14	CMRF	0.00	5.00	0.00	3.00	3.00
7	350-20-15	labour Cess	563.00	600.00	28.86	60.00	70.00
8	350-20-25	TDS from Contractors/Suppliers	154.00	150.00	86.48	200.00	250.00
9	350-20-52	VAT	212.00	310.00	143.73	310.00	350.00
10	350-20-54	Service Tax	0.00	300.00	0.00	600.00	400.00
11	350-20-55	NAC	0.00	0.00	0.00	0.00	0.00
12	350-20-56	Seignorage Charges	64.48	75.00	36.23	80.00	90.00
13	350-20-58	Other Recoveries From Contractors	0.00	0.00	0.00	20.00	20.00
14	350-20-61	Court Attachments	0.00	5.00	0.00	5.00	5.00
15	350-30-01	Library Cess	220.58	480.00	124.36	480.00	825.00
16	350-40-07	Others	0.00	210.00	0.00	0.00	0.00
17	340-80-00	Electricity Department Deposits (Additional Depositd New meter Deposits & CMD Charges)	0.00	0.00	0.00	70.00	100.00
18	460-10-01	Loans, Advances to employees	0.00	0.00	0.00	50.00	60.00
19	460-10-02	Vehicle Advance	4.00	0.00	0.00	0.00	0.00
20	460-10-06	Other Employee Advance	6.17	0.00	1.08	0.00	0.00
21	460-10-07	Pay advance	105.15	0.00	20.80	0.00	0.00
22	460-10-11	Special Festival Advances	0.19	0.00	0.00	0.00	0.00
23	460-50-01	Loans,Advances to Others	1.50	0.00	2.50	0.00	0.00
24	460-50-02	Travel Advance	0.84	0.00	0.00	10.00	10.00

25	350-20-16	EPF (Out sourcing office staff)	571.00	80.00	272.67	550.00	650.00
26	350-20-17	ESI (Out sourcing office staff)	145.00	24.00	68.86	150.00	250.00
<b>Total</b>			<b>2349.76</b>	<b>2894.00</b>	<b>939.79</b>	<b>3258.00</b>	<b>3833.00</b>
<b>General Fund Grand Total (I+II+III+IV+V+VI)</b>			<b>14842.07</b>	<b>21091.36</b>	<b>6069.96</b>	<b>20246.86</b>	<b>25200.00</b>
<b>C - CAPITAL PROJECT FUND (CPF)</b>							
<b>I- Non Plan Grants</b>							
1	320-00-00	Assistance to Municipalities for Maintenance of Roads & Drains	393.40	0.00	0.00	756.78	0.00
2	320-10-06	Others (13th Finance Commission )	296.21	0.00	0.00	0.00	0.00
3	320-10-08	14th Finance Commission	0.00	4535.00	0.00	4535.00	4535.00
4		Others	0.00	0.00	0.00	0.00	0.00
<b>Total</b>			<b>689.61</b>	<b>4535.00</b>	<b>0.00</b>	<b>5291.78</b>	<b>4535.00</b>
<b>II- Plan Grants</b>							
1	320-20-02	State Finance Commission, SFC (Assistance to Municipalities under State Finance Commission)	405.00	0.00	0.00	0.00	100.00
3	320-20-11	Make City Green (Assistance to Municipalities under State Finance Commission -SCP)	0.00	1472.00	0.00	1472.00	0.00
5	320-20-12	SC & ST Grant	357.45	1500.00	0.00	2500.00	2500.00
6	320-20-23	Swachha Bharat - Swachha Telangana (ILCS)	701.76	2400.00	53.00	3400.00	5300.00
7		Amruth Cities Grant	0.00	5516.00	0.00	6900.00	11008.00
8		SMART CITY	0.00	0.00	0.00	30000.00	20000.00
9	320-20-34	Assistance to Municipal Corporations for Developmental Works	0.00	0.00	0.00	30000.00	30000.00
<b>Total</b>			<b>1464.21</b>	<b>10888.00</b>	<b>53.00</b>	<b>74272.00</b>	<b>68908.00</b>

III- Other Grants							
1	320-10-11	Others (BRGF Grants)	400.00	0.00	0.00	0.00	0.00
2	320-30-02	Other State Government Agencies (MLC Grants )	0.00	0.00	0.00	0.00	100.00
3	320-20-01	Water Supply (Special Development Fund - SDF)	68.18	15000.00	172.46	5000.00	5000.00
5	311-70-06	Pensions (Aasara Pensions )	0.00	0.00	0.00	0.00	0.00
6	320-20-03	MP Local Area Development Grants	3.80	200.00	0.00	200.00	200.00
7	320-20-04	Assembly Constituency Development Programme (MLA /ACDP)	126.01	200.00	142.55	300.00	300.00
8	320-20-09	MEPMA Grants	0.00	900.00	0.00	0.00	0.00
9	320-20-20	ASC Grants / Natural Calamities Grant	80.00	100.00	0.00	100.00	100.00
<b>Total</b>			<b>677.99</b>	<b>16400.00</b>	<b>315.01</b>	<b>5600.00</b>	<b>5700.00</b>
<b>Capital Grand Total: (I+II+III)</b>			<b>2831.81</b>	<b>31823.00</b>	<b>368.01</b>	<b>85163.78</b>	<b>79143.00</b>
<b>Grand Total (A+B+C)</b>			<b>25504.06</b>	<b>63715.86</b>	<b>9472.07</b>	<b>116146.14</b>	<b>117768.00</b>

## **02. REVENUE EXPENDITURE BY SOURCE**

SI No	Account Code	Particulars	Actuals 2015 - 16	Budget Estimations 2016 - 17	Actual Expenditure as on 30-09-2016	Revised Budget Estimations 2016 - 17	Budget Estimations for 2017 - 18
<b>I) Municipal General Fund (MGF)</b>							
<b>A) Establishment Expenditure/ General Administration Expenditure</b>							
1	210-10-11	Wages to workers through Placement Agencies (Wages to Out Sourcing Workers -Office Staff)	2756.00	4600.50	1868.08	4600.50	4200.00
2	220-11-01	Office Electricity Charges	960.00	36.00	6.00	36.00	15.00
3	220-12-01	Telephone	13.41	15.00	1.26	15.00	3.50
4	220-12-02	Mobliles	8.60	16.00	16.95	38.00	38.00
5	220-12-04	Leased Lines & Internet (Internet Expenses)	5.33	2.00	5.88	10.00	10.00
6	220-20-01	Newspapers & Journals	5.50	1.00	5.50	1.00	1.00
7	220-20-02	Magazines (Zerox, Fax )	0.00	1.00	0.00	1.00	1.00
8	220-21-01	Printing	16.11	50.00	22.00	50.00	50.00
9	220-21-02	Stationery	21.40	70.00	28.94	70.00	70.00
10	220-21-03	Computer Consumables	20.00	40.00	0.00	40.00	40.00
11	220-21-04	Service Postage Expenses	0.10	6.00	0.00	6.00	1.50
12	220-30-03	Fuel for Office Vehicle	30.00	281.00	11.76	281.00	70.00
13	220-50-01	Statutory Audit Fee	0.45	0.00	0.00	2.00	3.00
14	220-51-01	Legal Fees	53.82	35.00	0.00	35.00	50.00
15	220-51-04	Compensation Ordered by Courts	0.00	0.00	0.00	5.00	5.00
16	220-52-01	Consultancy Charges (Professional)	27.94	100.00	18.09	100.00	20.00
17	220-52-02	Other Professional Charges (E- Filing, Other Charges)	10.00	50.00	0.00	50.00	20.00

18	220-60-01	Advertisement-Print Media(Paper Ads)	139.48	260.00	0.09	260.00	50.00
19	220-60-06	Maintenance of Statutes	0.31	22.00	0.00	22.00	10.00
20	220-80-01	Honorarium fee to Chairman and Councilors	1.88	125.00	18.69	125.00	60.00
21	220-80-02	Honorarium- Others	8.71	5.00	2.06	5.00	5.00
22	220-80-03	Organization of festivals	52.40	150.00	86.64	170.00	180.00
23	230-40-02	Hire Charges for Office Vehicles	95.34	31.20	64.75	90.00	100.00
25	230-59-02	Repairs & Maintenance Of Computers & Net Work	0.50	100.00	0.00	100.00	20.00
26	240-70-01	Miscellaneous Bank Charges	0.05	0.10	0.01	0.10	0.10
27	240-80-11	Other Finance Expenses	11.15	20.00	0.00	20.00	5.00
28	280-50-00	Refund of Taxes	6.70	10.00	4.80	10.00	10.00
29	250-10-01	Local Body Election Expences	0.00	40.00	71.21	400.00	0.00
		Total	<b>4245.18</b>	<b>6066.80</b>	<b>2232.71</b>	<b>6542.60</b>	<b>5038.10</b>
<b>B) Public Health/ Sanitation Expenditure</b>							
1	220-40-02	Insurance to vehicles	20.68	175.00	0.00	175.00	100.00
2	230-10-04	Fuel /Deisel for Heavy Vehicles	211.93	135.00	38.11	135.00	100.00
3	230-10-05	Fuel/Deisel for Light Vehicles	11.24	90.00	72.94	150.00	150.00
4	230-20-01	Purchases Sanitation Conservancy material	192.19	40.00	0.00	40.00	40.00
5	230-20-02	Purchase of Medicines (Lime, Chemicals & Bleaching Powder)	27.56	50.00	0.00	50.00	80.00
6	230-20-03	Fogging/ Anti- malaria (Deisel/Petrol- Maintenance )	11.09	114.00	6.28	144.00	100.00
7	230-30-05	Livery for PH Staff (Cheppals & Oil, Soaps Uniforms to PHW)	0.00	30.00	0.00	50.00	100.00
8	230-40-02	Hire Charges to Machinery Rent (JCB, Tractors & Tools & Plants)	5.34	31.20	66.82	80.00	150.00

9	230-50-15	Repairs & Maintenance of Compost Yard	3.00	65.00	7.69	45.00	20.00
10	230-80-15	Maintanance of Compost Yards / Transfer Stations	0.00	15.00	7.69	15.00	15.00
11	230-53-01	Repairs to Heavy Vehicles	8.22	30.00	4.45	30.00	20.00
12	230-53-02	Repairs to Light Vehicles	6.36	30.00	4.66	30.00	20.00
13	230-80-11	Expenses on Unclaimed Dead Bodies	0.00	3.00	0.00	3.00	5.00
14	230-80-12	Control of Stray Animals (Dogs,Pigs & Monkeys)	17.00	30.00	7.00	75.00	150.00
15	230-80-14	Special Sanitation For Fairs & Festivals	0.00	5.00	0.00	5.00	10.00
16	250-20-01	Environmental Awarness Programme	15.30	40.00	6.00	40.00	50.00
17	250-20-03	Study Tour & Trainings	0.22	19.00	0.00	19.00	50.00
18	250-20-06	Cultural Programme	59.00	36.10	3.00	36.10	37.00
19	230-80-10	Collection and Testing of Food Samples	0.00	27.00	0.00	27.00	2.00
20	230-80-16	Maintanance of Market &Slughter house	0.00	5.00	0.00	5.00	5.00
25	230-80-21	Others (Sanitation Expenses)	0.00	0.00	66.72	80.00	1290.00
		Total	<b>589.13</b>	<b>970.30</b>	<b>291.36</b>	<b>1234.10</b>	<b>2494.00</b>
<b>C) Town Planning Section Expenditure</b>							
1	230-80-05	Mapping, Plotting & Drawing Expenses	0.00	10.00	0.00	15.00	20.00
2	230-80-06	Naming & Numbering of Streets	0.00	10.00	0.00	15.00	20.00
3	230-80-07	Demolition & Removal Expenses	0.00	10.00	0.00	6.00	72.00
4	340-20-02	Refund of Security Deposit (Returning Deposits)	3.01	25.00	0.00	0.00	0.00
5	340-20-02	Others (Preparation of RDP Road including Land Acquisition )	0.00	0.00	0.00	250.00	300.00
		Total	<b>3.01</b>	<b>55.00</b>	<b>0.00</b>	<b>286.00</b>	<b>412.00</b>

D) Engineering Section							
1	230-50-01	Repairs & Maintenance of Main Roads	38.41	50.00	7.36	300.00	350.00
2	230-50-03	Repairs & Maintenance of Bridges, Culverts	0.00	0.00	0.00	100.00	120.00
3	230-50-02	Repairs of By-lane Roads	0.00	60.00	1.45	60.00	60.00
4	230-50-07	Repairs of Strom Water Drains	1.40	40.00	18.10	40.00	40.00
5	230-50-15	Compost Yard Development	0.00	40.00	0.00	40.00	50.00
6	230-51-01	Maintenance of of Parks	0.00	80.00	19.93	80.00	150.00
7	230-51-04	Maintenance of Stadium	18.49	10.00	0.00	10.00	30.00
8	230-51-07	Nursary	1.04	71.00	13.35	71.00	100.00
9	230-51-09	Maintenance of Public Toilets	4.36	0.00	10.00	10.00	15.00
10	230-51-11	Parking Lots	4.62	0.00	0.00	0.00	90.00
11	230-51-12	Avenue & Other panitation	26.31	0.00	0.00	0.00	300.00
12	230-51-21	Other (Repairs and Maintanance)	13.72	20.00	16.72	20.00	170.00
13	230-52-01	Community Hall Repairs & Maintenance	13.37	0.00	0.00	10.00	15.00
14	230-52-03	Repairs & Maintenance of office buildings	9.94	115.00	26.41	115.00	100.00
15	230-52-11	Repairs & Maintenance of other Buildings (Shops, Quarters, Community Halls & Municipal Buildings )	67.29	0.00	20.98	40.00	50.00
16	230-52-12	Lake conservation Expenses	0.00	0.00	0.00	10.00	50.00
17	230-59-01	Repairs to Furniture & Fixtures	0.00	5.00	0.00	5.00	10.00
18	230-59-03	Office Equipment	54.07	40.00	1.74	40.00	40.00
19	230-59-05	Survey & Draing Equipemnt	0.70	0.00	0.00	0.00	10.00



20	230-59-09	Quality Control Expenses	9.96	0.00	0.00	100.00	110.00
21	230-80-03	Field Survey (DPR Charges)	0.00	10.00	0.00	100.00	200.00
22	230-10-01	Power Charges for Street Lighting (LT)	669.00	1200.00	212.43	1440.00	1000.00
23	230-10-02	Power Charges for Water Pumping (HT)	92.29	600.00	197.62	700.00	600.00
24	230-10-03	Powercharges for other services (Water Pumping etc.)	59.50	65.00	410.66	65.00	70.00
25	230-30-01	Engineering Stores (Chlorine, Ferric Alumun & others chemicals)	0.00	0.00	0.00	100.00	200.00
26	230-50-05	Maintanace of Water Supply Lines(Leakeges)	39.35	100.00	93.24	150.00	170.00
28	230-50-09	Maintanance of street lights	65.18	235.00	44.19	235.00	150.00
29	230-53-02	Maintenance of Vehicles (Engineering Section )	0.00	30.00	0.00	30.00	150.00
30	230-50-11	Water Supply through Water tankers	96.65	100.00	80.11	120.00	150.00
31	230-50-12	Solid Waste Management (SWM)	53.07	70.00	7.76	70.00	50.00
32	230-50-14	Dumping Yard	24.13	50.00	0.00	50.00	50.00
33	230-51-02	Miner Parks	15.14	108.00	0.22	0.00	0.00
34	230-51-21	Oil & Diesel Charges for Generators & Tanker Vechiles	40.89	20.00	1.77	20.00	10.00
35	230-50-21	Maintenance of Resorviors & others	0.00	0.00	0.00	0.00	50.00
36	230-59-06	Repairs to Plant & Machinery (Repairs to transformars ,Generator,Motors )	5.05	20.00	0.00	25.00	100.00
37	230-30-02	Transport Stores (Shifting of Poles, New poles &3rd Wire Charges )	210.00	100.00	200.00	200.00	0.00
38	230-59-11	Maintanance of Power Bore well (Repairs to Bore Wells Motors & Flushing)	21.58	35.00	9.70	35.00	75.00
39	230-80-01	Garbage Clerance Charges	24.52	41.00	0.00	41.00	0.00
40	230-80-02	W/S Testing & Inspection	1.57	3.50	0.00	3.50	3.50

41	230-80-04	Water Purification	19.18	50.00	86.94	120.00	0.00
42	230-80-21	Engineering others	45.55	0.00	0.00	10.00	10.00
43	410-10-03	Parks	0.00	625.00	0.00	625.00	375.00
44	410-10-04	Gardens	0.00	100.00	0.00	100.00	100.00
45	410-10-05	Burial Grounds	0.00	500.00	0.00	500.00	300.00
46	410-20-01	Office Building	0.00	100.00	21.95	100.00	200.00
47	410-20-02	Commercial Complex	0.00	1500.00	0.00	500.00	0.00
48	410-20-04	Community Hall	0.00	1000.00	4.63	100.00	100.00
49	410-20-07	Public Litrns	0.00	100.00	23.03	100.00	50.00
50	410-20-09	Stadium	0.00	0.00	0.00	50.00	50.00
51	410-30-01	Const. Of Concrete Road	1343.00	500.00	439.24	750.00	1100.00
52	410-30-02	Black Topped Roads	184.00	100.00	83.59	150.00	550.00
53	410-30-03	Link Roads, Parallel Roads	118.00	700.00	31.96	700.00	300.00
54	410-30-04	Footpath & Tabile Drains	183.00	50.00	4.74	50.00	200.00
55	410-30-05	Bridges & Culverties	104.51	100.00	27.00	100.00	250.00
56	410-31-01	Const. of Under Ground Drain (UGD)	44.83	250.00	0.00	250.00	0.00
57	410-31-02	Const. of Major Drain	173.00	1500.00	116.72	1000.00	900.00
58	410-31-03	Minor Drains (Sullage Drains)	209.00	500.00	23.92	500.00	400.00
59	410-50-03	Cars and Jeeps	18.87	0.00	0.00	50.00	50.00
60	410-50-05	Trucks	0.12	0.00	0.00	200.00	0.00
61	410-50-06	Tankers	5.77	20.00	0.00	20.00	0.00

62	410-50-07	Sweeping Machines	21.02	25.00	0.00	25.00	0.00
63	410-50-09	Tractors	0.61	40.00	0.00	40.00	0.00
64	410-50-11	Other Vehicles	6.49	0.00	0.00	0.00	0.00
65	410-60-01	Air Conditioners (Frize&coolar)	0.00	25.00	12.33	25.00	50.00
66	410-60-02	Campactors	32.56	30.00	8.14	50.00	0.00
67	410-60-04	Photo Copiers (Xerox Machines)	0.08	10.00	0.00	10.00	50.00
68	410-60-06	Network Equipment	63.82	30.00	3.10	30.00	40.00
69	410-60-08	TV	0.73	0.00	0.00	5.00	15.00
70	410-60-11	Other office equipment	4.84	30.00	13.45	30.00	100.00
71	410-70-04	Electrical Fittings	13.43	25.00	5.05	35.00	100.00
72	410-70-05	Purchases of tables & chairs	2.89	0.00	17.18	15.00	200.00
73	410-70-11	Other Assets	99.29	125.00	10.69	125.00	50.00
74	410-32-01	Water Works	269.00	300.00	12.98	300.00	600.00
75	410-32-02	Open/Bore Well (Desiltation of Open well & Tanks)	135.00	125.00	78.69	100.00	100.00
80	410-32-04	Pump House	18.32	250.00	0.00	50.00	300.00
81	410-33-01	Lighting on Main Roads (Central Lighting)	133.00	150.00	63.36	150.00	100.00
82	410-33-02	Lighting on Lanes & By- lanes (Purchases of Street light Material)	318.48	50.00	19.21	50.00	350.00
83	410-40-01	Roads (Roads Equipment)	23.71	0.00	0.00	0.00	0.00
84	410-40-02	Purchase of Motor pumps (Water Supply)	53.01	0.00	25.41	50.00	200.00
85	410-32-05	Water Mains ( Laying of Pipelines )	0.00	0.00	51.46	80.00	400.00
86	410-40-04	Electrical (Electrical Equipment)	42.81	0.00	55.09	70.00	80.00

87	410-40-05	Other (Other Equipment)	25.92	0.00	30.92	50.00	30.00
88	410-40-06	Distribution lines	114.90	0.00	0.00	50.00	300.00
		Total	<b>5510.34</b>	<b>12228.50</b>	<b>2664.52</b>	<b>11750.50</b>	<b>12888.50</b>
<b>E) Deposits, Advances &amp; Liabilities (Others)</b>							
1	340-10-01	Ernest Money Deposit	149.00	105.00	58.70	120.00	150.00
2	340-10-02	RMD	94.91	150.00	46.12	150.00	250.00
3	340-10-03	Further Security Deposit	57.94	250.00	49.40	250.00	250.00
4	350-20-06	LIC	0.00	150.00	0.00	150.00	100.00
5	350-20-14	CMRF	0.00	5.00	0.00	3.00	3.00
6	350-20-15	labour Cess	563.00	600.00	28.86	60.00	70.00
7	350-20-25	TDS from Contractors/Suppliers	154.00	150.00	86.48	200.00	250.00
8	350-20-52	VAT	212.00	310.00	143.73	310.00	350.00
9	350-20-54	Service Tax	0.00	300.00	0.00	600.00	400.00
10	350-20-55	NAC	0.00	0.00	0.00	0.00	0.00
11	350-20-56	Seignorage Charges	64.48	75.00	36.23	80.00	90.00
12	350-20-58	Other Recoveries From Contractors	0.00	0.00	0.00	20.00	20.00
13	350-20-61	Court Attachments	0.00	5.00	0.00	5.00	5.00
14	350-30-01	Library Cess	220.58	480.00	124.36	480.00	825.00
15	350-40-07	Others	0.00	210.00	0.00	0.00	0.00
16	340-80-00	Electricity Department Deposits (Additional Depositd New meter Deposits & CMD Charges)	0.00	0.00	0.00	70.00	100.00
17	460-10-01	Loans,Advances to employees	0.00	0.00	0.00	50.00	60.00
18	460-10-02	Vehicle Advance	4.00	0.00	0.00	0.00	0.00

19	460-10-06	Other Employee Advance	6.17	0.00	1.08	0.00	0.00
20	460-10-07	Pay advance	105.15	0.00	20.80	0.00	0.00
21	460-10-11	Special Festival Advances	0.19	0.00	0.00	0.00	0.00
22	460-50-01	Loans,Advances to Others	1.50	0.00	2.50	0.00	0.00
23	460-50-02	Travel Advance	0.84	0.00	0.00	10.00	10.00
24	350-20-16	EPF (Out sourcing office staff)	571.00	80.00	272.67	550.00	650.00
	350-20-17	ESI (Out sourcing office staff)	145.00	24.00	68.86	150.00	250.00
		<b>Total</b>	<b>2349.76</b>	<b>2894.00</b>	<b>939.79</b>	<b>3258.00</b>	<b>3833.00</b>
		<b>General Fund Grand Total (A+B+C+D+E)</b>	<b>12697.42</b>	<b>22214.60</b>	<b>6128.38</b>	<b>23071.20</b>	<b>24665.60</b>
<b>II)CAPITAL PROJECT FUND (CPF)</b>							
<b>A) Non Plan Grants</b>							
1	320-00-00	Assistance to Municipalities for Maintenance of Roads & Drains	393.40	0.00	0.00	756.78	0.00
2	320-10-06	Others (13th Finance Commission )	296.21	0.00	0.00	0.00	0.00
3	320-10-08	14th Finance Commission	0.00	4535.00	0.00	4535.00	4535.00
4	320-10-08	Others	0.00	0.00	0.00	0.00	0.00
		<b>Total</b>	<b>689.61</b>	<b>4535.00</b>	<b>0.00</b>	<b>5291.78</b>	<b>4535.00</b>
<b>B) Plan Grants</b>							
1	320-20-02	State Finance Commission, SFC (Assistance to Municipalities under State Finance Commission)	405.00	0.00	0.00	0.00	100.00
2	320-20-11	Make City Green (Assistance to Municipalities under State Finance Commission -SCP)	0.00	1472.00	0.00	1472.00	0.00
3	320-20-12	SC & ST Grant	357.45	1500.00	0.00	2500.00	2500.00
4	320-20-23	Swachh Bharat - Swachh Telangana (ILCS)	701.76	2400.00	53.00	3400.00	5300.00

5	320-20-23	Amruth Cities Grant	0.00	5516.00	0.00	6900.00	11008.00
6	320-20-23	SMART CITY	0.00	0.00	0.00	30000.00	20000.00
7	320-20-34	Assistance to Municipal Corporations for Developmental Works	0.00	0.00	0.00	30000.00	30000.00
		<b>Total</b>	<b>1464.21</b>	<b>10888.00</b>	<b>53.00</b>	<b>74272.00</b>	<b>68908.00</b>
<b>C) Other Grants</b>							
1	320-10-11	Others (BRGF Grants)	400.00	0.00	0.00	0.00	0.00
2	320-30-02	Other State Government Agencies (MLC Grants )	0.00	0.00	0.00	0.00	100.00
3	320-20-01	Water Supply (Special Development Fund - SDF)	68.18	15000.00	172.46	5000.00	5000.00
4	311-70-06	Pensions (Aasara Pensions )	0.00	0.00	0.00	0.00	0.00
6	320-20-03	MP Local Area Development Grants	3.80	200.00	0.00	200.00	200.00
7	320-20-04	Assembly Constituency Development Programme (MLA /ACDP)	126.01	200.00	142.55	300.00	300.00
8	320-20-09	MEPMA Grants	0.00	900.00	0.00	0.00	0.00
9	320-20-20	ASC Grants/Natural Calamities Grant	80.00	100.00	0.00	100.00	100.00
		<b>Total</b>	<b>677.99</b>	<b>16400.00</b>	<b>315.01</b>	<b>5600.00</b>	<b>5700.00</b>
<b>D) MEPMA SECTION</b>							
1	311-10-02	Urban Poverty Alleviation Fund	0.00	0.00	0.00	0.00	0.00
2	311-70-06	Pensions (Aasara Pensions)	0.00	0.00	0.00	0.00	0.00
3	320-20-09	MEPMA Grants	0.00	0.00	0.00	0.00	0.00
		<b>Total</b>	<b>0.00</b>	<b>0.00</b>	<b>0.00</b>	<b>0.00</b>	<b>0.00</b>
		<b>Capital Grand Total (A+B+C+D)</b>	<b>2831.81</b>	<b>31823.00</b>	<b>368.01</b>	<b>85163.78</b>	<b>79143.00</b>
		<b>Grand Total (MGF+CPF)</b>	<b>15529.23</b>	<b>54037.60</b>	<b>6496.39</b>	<b>108234.98</b>	<b>103808.60</b>