

ADVERTISEMENT PERMISSION APPLICATION :

Visit GWMC website using the above link www.gwmc.gov.in.

The gwmc website shown below

The screenshot displays the homepage of the Warangal Municipal Corporation (GWMC) website. The browser's address bar shows the URL gwmc.gov.in/Default.aspx. The website features a green and white color scheme with a header containing the GWMC logo and the text "Registrations & Mutation Data".

The main content area is divided into several sections:

- EOI for MSWM** (Electronic On-line Invitation for Tender)
- Grievance Registration**
- Clean City Campaign**
- Smart City**
- Citizen Charter**
- Pension Status Verify**

Below these are two Telugu text boxes:

- సెప్టిక్ ట్యాంక్ క్లీనింగ్ కొరకు అనుమతి పొందిన ఆపరేటర్ల వివరాలు (Details of licensed fecal sludge operators)
- స్వచ్ఛ మరుగుదొడ్డి నిర్మాణం కొరకు తాపీమేస్తలను సంప్రదించండి (Contact Tapi Mastala for clean drainage construction)

The central text block provides historical information about Warangal Municipality, stating it was established in 1344 and upgraded to a Municipal Corporation in 1994. It also mentions the city's location and its significance as a commercial center.

On the right side, there is an **Achievements** section listing various awards:

- Best Services Through MEESEVA
- ENERGY CONSERVATION AWARD
- Clean Earth Award
- Best Heritage City Award
- Best Sanitation Award
- Clean India 2013
- Green Leaf Award 2013
- 4th IconSWM 2014 AWARD
- e-INDIA Award 2013
- ISO-14001:2004 Certificate

Below the achievements is an **Online Services** section with the following links:

- Online Trade Application
- Online Tap Application
- Online Self Assessment Application
- Online Advertisement Application
- Online Marriage Registration
- Pay Property Tax Online
- Pay Trade License Online

At the bottom, there are four columns of quick links:

- GENERAL INFO**: Tap Applications, Tenders/EOI List
- IMP LINKS**: ISL Approved Details, ISL TLF Details
- CITY DETAILS**: Cinema Halls List, Hospitals List
- QUICK LINKS**: DPMS (Building Permissions), NIC Email

The Windows taskbar at the bottom shows the system clock as 11:56 AM on 22/Aug/2017.

Then Click on Online Advertisement Application link which is located at Online Services Tab. Then following below screen will be appeared

.Step 1 citizen:

The screenshot shows a web browser window with the URL gwmc.gov.in/advvt/Advntaxonline.aspx. The page header features the logo of the Greater Warangal Municipal Corporation and the text "Greater Warangal Municipal Corporation Advertisement Applications". A navigation menu on the left includes "Home", "Apply Advertisement Application", "Search Application Status", "Advertisement Dashboard", and "User Guide".

The main content area is titled "Advertisement Boards Online Application". It contains a note: "(Application-cum-Self-Declaration-cum-Return for permission/Renewal of Sky sign/Hoardings/Uni-Poles/Uni-structures/Mobile Van/Tray Cycle for exhibiting/displaying advertisements for the year 2017-2018.) (Read Section 420 , 421 & 622(2) of HMC Act,1955)". Below the note is a list of requirements:

1. Property Tax UpTo Date Receipt
2. Validity period of Noc/Agreement
3. Structural Stability Certificate

Below the list are three sub-categories:

- a. Public Building - Engineer R & B
- b. Municipal Building - Municipal Engineer
- c. Private Building - Licensed Structural Engineer

The form is divided into several sections:

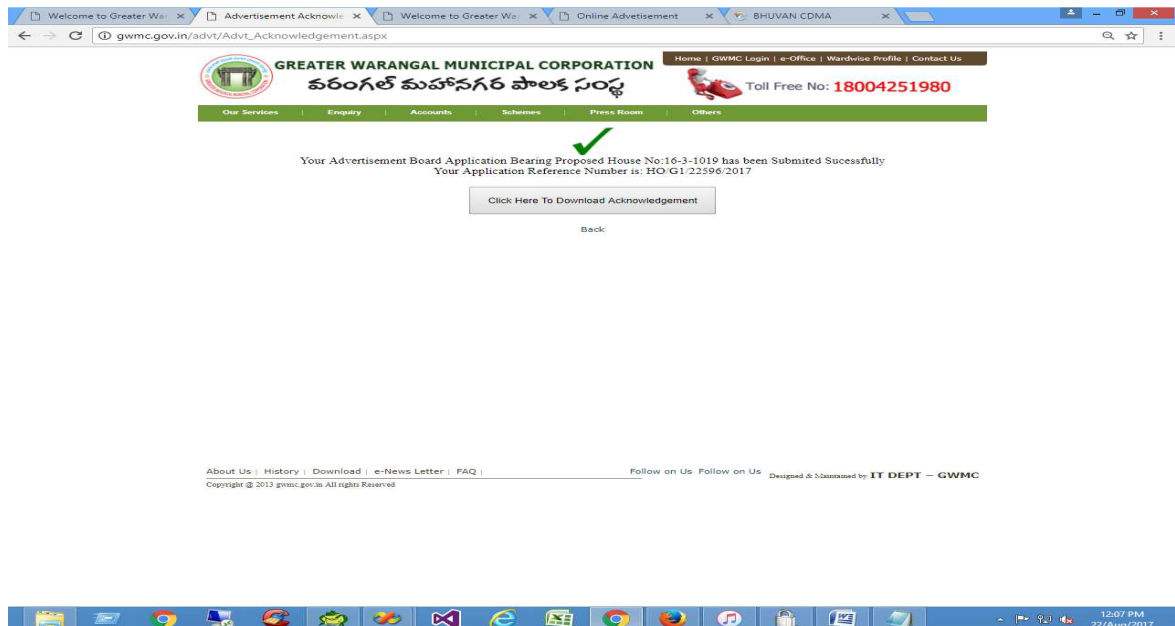
- Applicant Details:** Includes fields for Name of the Applicant*, House No* (with a Verify button), Applicant Cellno*, Applicant AadharNo*, and Applicant Address*.
- Agency Details:** Includes fields for Name of the Agency* (dropdown), Agency Person*, Agency Address*, Agency Cell No*, Type of Board* (dropdown), Type of Building* (dropdown), Type of Light* (dropdown), Length (In Sqmts)*, Breadth (In Sqmts)*, Total (In Sqmts)*, Agreement From* (date field), and Agreement To* (date field).
- Attachments:** A table with the following rows:

Attachments Should Not Exceed 5MB(*.pdf)	
Upload Property Tax UpTo Date Receipt*	Choose File No file chosen
Upload No Objection Certificate / Agreement*	Choose File No file chosen
Upload Structure Stability Certificate*	Choose File No file chosen
Upload Photo Graph Frontview*	Choose File No file chosen
Upload Firm Registration Copy*	Choose File No file chosen

The form concludes with a "Submit" button. The Windows taskbar at the bottom shows the date and time as 11:59 AM on 22/Aug/2017.

Fill the form with the given information in application and with relative documents need to uploaded which are mentioned in the form.

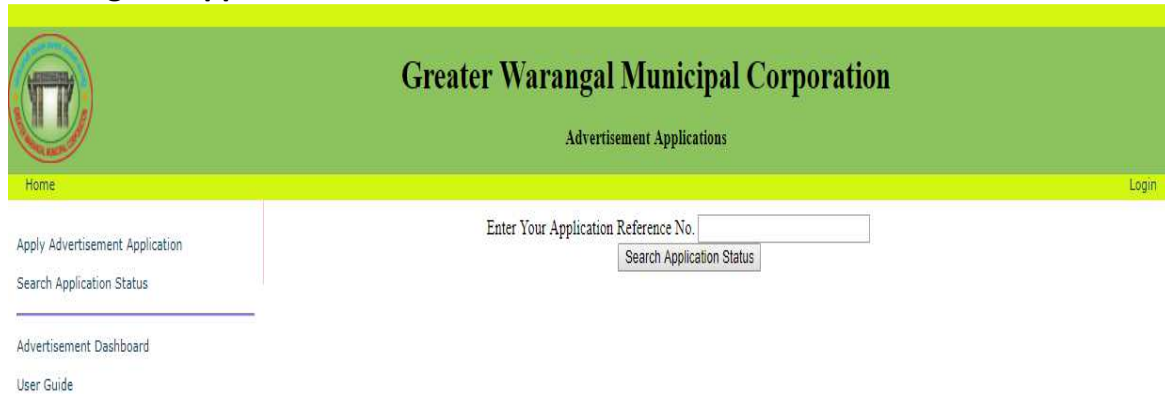
after submit the application the citizen will receive sms with unique Reference number. This Reference Number will be used for tracking the status of the application. And also the following acknowledgement will be populated in the browser.



Click on Download Acknowledgement to download. It will be like below



Tracking the application Status:



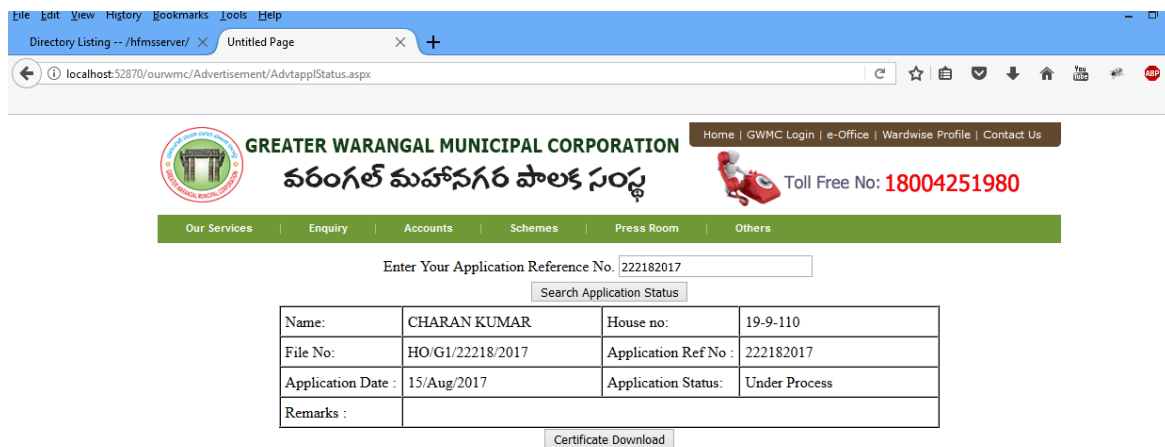
Greater Warangal Municipal Corporation
Advertisement Applications

Home Login

Apply Advertisement Application
Search Application Status
Advertisement Dashboard
User Guide

Enter Your Application Reference No.
Search Application Status

Search with Unique request number, which was received through SMS. Then the following screen will appear with the current application status.



GREATER WARANGAL MUNICIPAL CORPORATION
వరంగల్ మహానగర పాలక సంస్థ
Toll Free No: 18004251980

Home | GWMC Login | e-Office | Wardwise Profile | Contact Us

Our Services | Enquiry | Accounts | Schemes | Press Room | Others

Enter Your Application Reference No. 222182017
Search Application Status

Name:	CHARAN KUMAR	House no:	19-9-110
File No:	HO/G1/22218/2017	Application Ref No :	222182017
Application Date :	15/Aug/2017	Application Status:	Under Process
Remarks :			

Certificate Download

If the application is Approved/Rejected then we will intimate through sms.

If Approved, Advt Id will be generated & the same Number & Advt tax amount will be sent SMS to the applicant. Then The applicant need to pay Advertisement tax through online using below screen. Enquiry → Advertisement enquiry. pls enter Advt id and press Enter key to pay the amount.



ADVERTISEMENT ENQUIRY DETAILS

Adv ID. #	1	Board	HOARDINGS (15x7.5=112.5)
Agency Name	M/S M.R PUBLICITIES	House No	#8-7-177 & 178
Address	DR. VINAY COMPLEX, STATION ROAD, WARANGAL.	Yearly Tax	48542

DEMAND DETAILS																
S.No	Particulars	Arrears			Current			Total	Collection				Balance			
		Adv	Stax	Fines	Adv	Stax	Fines		Adv	Stax	Fines	Total	Adv	Stax	Fines	Total
1.	Apr-17/Mar-18	47267	0	0	42210	6332	0	95809	0	0	0	0	89477	6332	0	95809

COLLECTION DETAILS									
S.No	Receipt No	Rct.Date	Collection				Total	Remarks	
			Arr.Adv	Arr.Stax	Cur.Adv	Cur.Stax			Fines
TOTAL			0	0	0	0	0		



Select Payment Option

Select Type



After the payment Successful,The Proceeding copy will be generated.